ORCA – Online Research @ Cardiff

This is an Open Access document downloaded from ORCA, Cardiff University's institutional repository:https://orca.cardiff.ac.uk/id/eprint/103931/

This is the author's version of a work that was submitted to / accepted for publication.

Citation for final published version:

Jefferies, Matthew T., Cox, Adam C., Shorning, Boris Y., Meniel, Valerie, Griffiths, David, Kynaston, Howard G. , Smalley, Matthew J. and Clarke, Alan R. 2017. PTEN loss and activation of K-RAS and β-catenin cooperate to accelerate prostate tumourigenesis. Journal of Pathology 243 (4) , pp. 442-456. 10.1002/path.4977

Publishers page: http://dx.doi.org/10.1002/path.4977

Please note:
Changes made as a result of publishing processes such as copy-editing, formatting and page numbers may not be reflected in this version. For the definitive version of this publication, please refer to the published source. You are advised to consult the publisher's version if you wish to cite this paper.

This version is being made available in accordance with publisher policies. See http://orca.cf.ac.uk/policies.html for usage policies. Copyright and moral rights for publications made available in ORCA are retained by the copyright holders.

Supplementary Figure S1

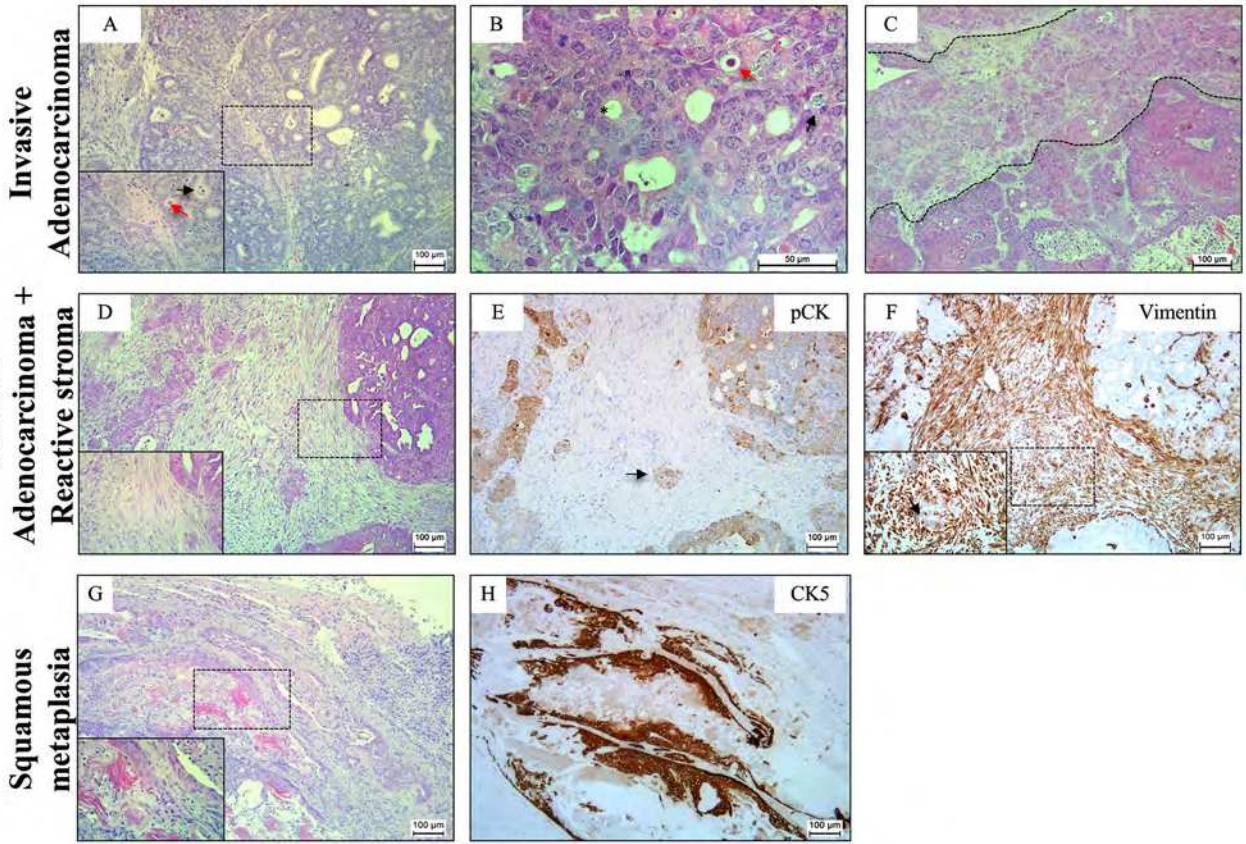

Supplementary Figure S2

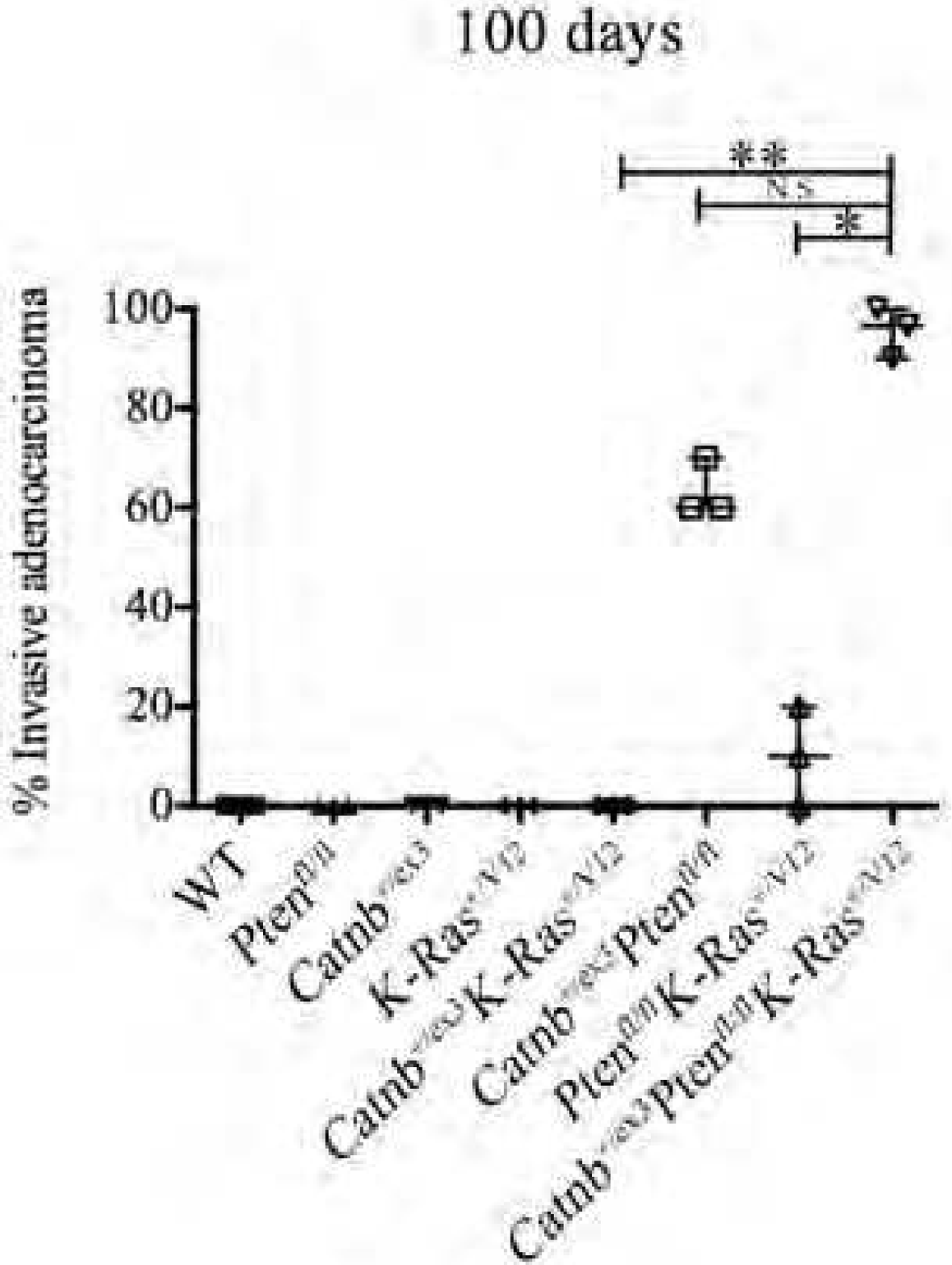

Supplementary Figure S3

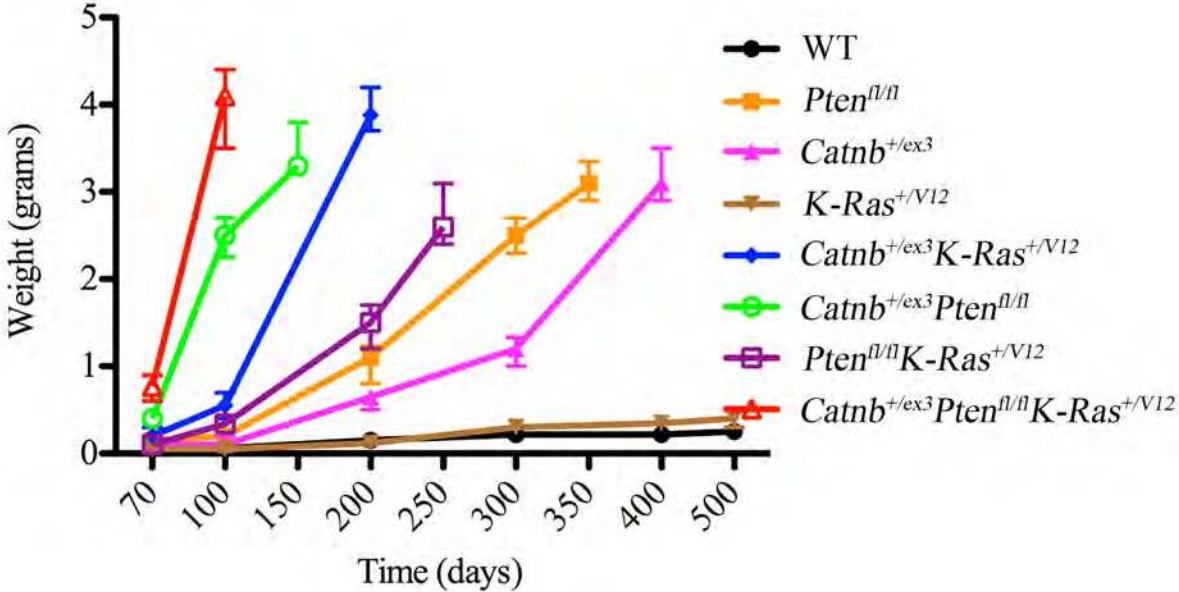

Supplementary Figure S4

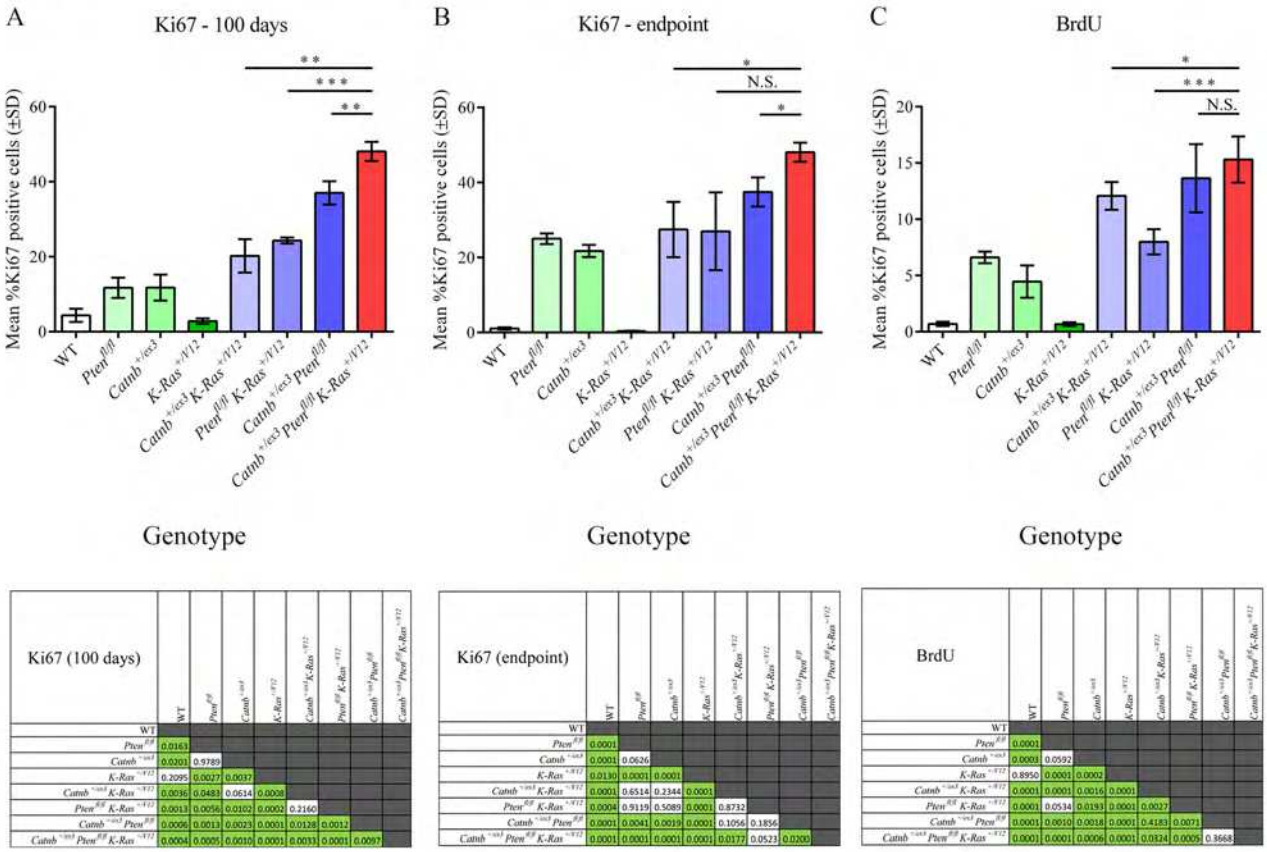

Ki67 (100 days)	WT	Pten fl/fl	Catnb +/ex3	K-Ras +/V12	Catnb +/ex3 K-Ras +/V12	Pten fl/fl K-Ras +/V12	Catnb +/ex3 Pten fl/fl	Catnb +/ex3 Pten fl/fl K-Ras +/V12
WT								
Pten fl/fl	0.0163							
Catnb +/ex3	0.0201	0.9789						
K-Ras +/V12	0.2095	0.0027	0.0037					
Catnb +/ex3 K-Ras +/V12	0.0036	0.0483	0.0614	0.0008				
Pten fl/fl K-Ras +/V12	0.0013	0.0056	0.0102	0.0002	0.2160			
Catnb +/ex3 Pten fl/fl	0.0006	0.0013	0.0023	0.0001	0.0128	0.0012		
Catnb +/ex3 Pten fl/fl K-Ras +/V12	0.0004	0.0005	0.0010	0.0001	0.0033	0.0001	0.0097	

Ki67 (endpoint)	WT	Pten fl/fl	Catnb +/ex3	K-Ras +/V12	Catnb +/ex3 K-Ras +/V12	Pten fl/fl K-Ras +/V12	Catnb +/ex3 Pten fl/fl	Catnb +/ex3 Pten fl/fl K-Ras +/V12
WT								
Pten fl/fl	0.0001							
Catnb +/ex3	0.0001	0.0626						
K-Ras +/V12	0.0130	0.0001	0.0001					
Catnb +/ex3 K-Ras +/V12	0.0001	0.6514	0.2344	0.0001				
Pten fl/fl K-Ras +/V12	0.0004	0.9119	0.5089	0.0001	0.8732			
Catnb +/ex3 Pten fl/fl	0.0001	0.0041	0.0019	0.0001	0.1056	0.1856		
Catnb +/ex3 Pten fl/fl K-Ras +/V12	0.0001	0.0001	0.0001	0.0001	0.0177	0.0523	0.0200	

BrdU	WT	Pten fl/fl	Catnb +/ex3	K-Ras +/V12	Catnb +/ex3 K-Ras +/V12	Pten fl/fl K-Ras +/V12	Catnb +/ex3 Pten fl/fl	Catnb +/ex3 Pten fl/fl K-Ras +/V12
WT								
Pten fl/fl	0.0001							
Catnb +/ex3	0.0003	0.0592						
K-Ras +/V12	0.8950	0.0001	0.0002					
Catnb +/ex3 K-Ras +/V12	0.0001	0.0001	0.0016	0.0001				
Pten fl/fl K-Ras +/V12	0.0001	0.0534	0.0193	0.0001	0.0027			
Catnb +/ex3 Pten fl/fl	0.0001	0.0010	0.0018	0.0001	0.4183	0.0071		
Catnb +/ex3 Pten fl/fl K-Ras +/V12	0.0001	0.0001	0.0006	0.0001	0.0324	0.0005	0.3668	

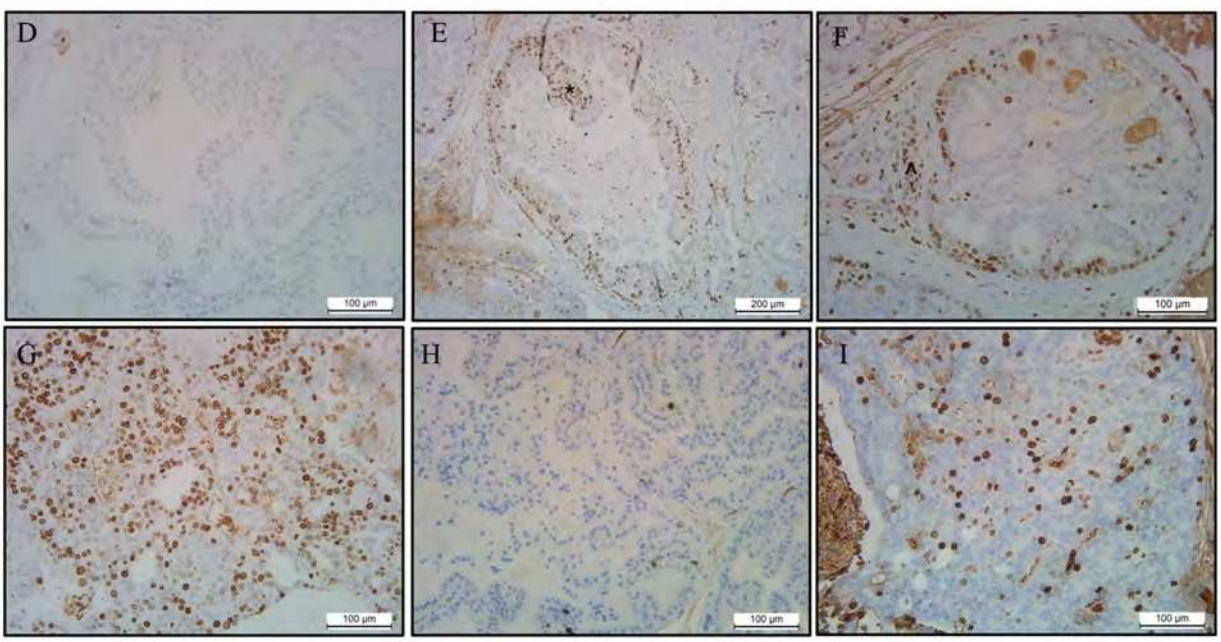

Supplementary Figure S5

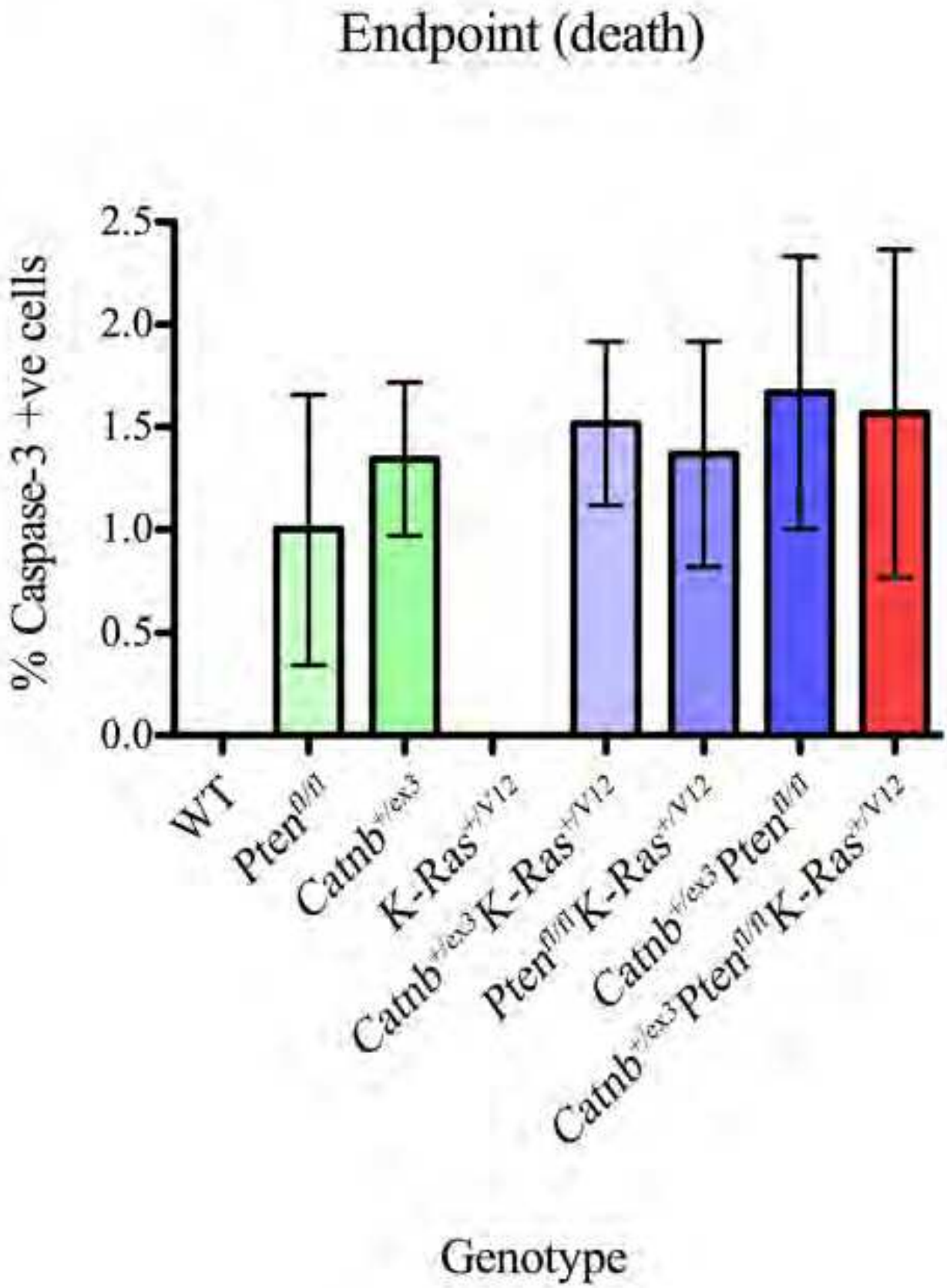

Supplementary Figure S6

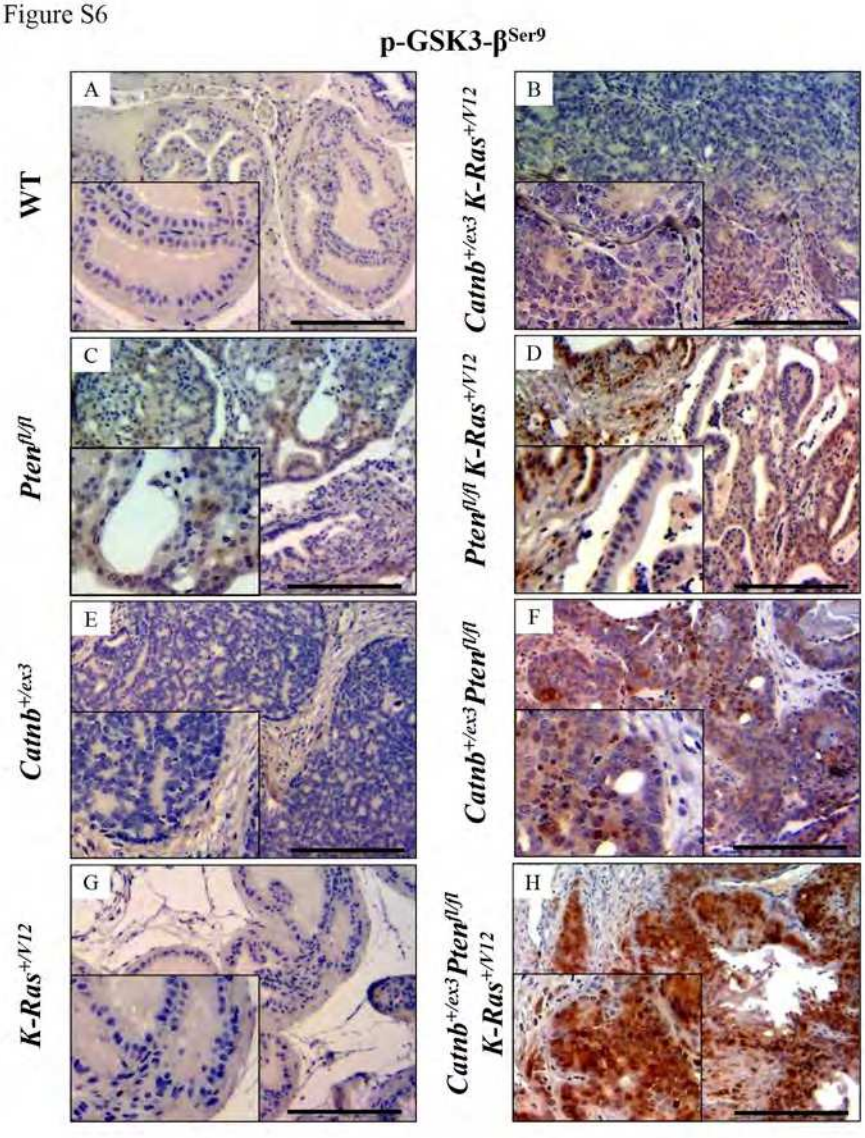

I

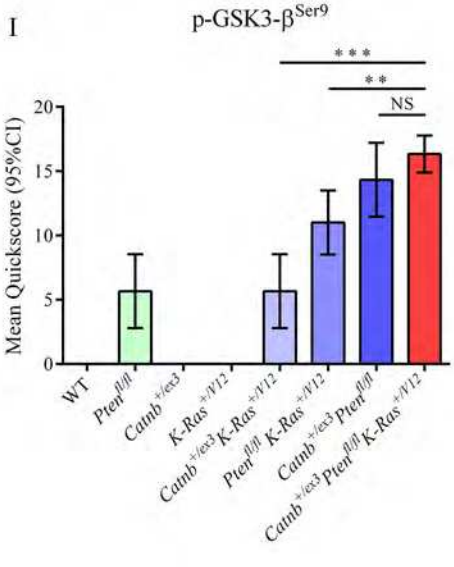

pGSK	WT	Pten$^{fl/fl}$	Catnb$^{+/ex3}$	K-Ras$^{+/V12}$	Catnb$^{+/ex3}$K-Ras$^{+/V12}$	Pten$^{fl/fl}$ K-Ras$^{+/V12}$	Catnb$^{+/ex3}$Pten$^{fl/fl}$	Catnb$^{+/ex3}$Pten$^{fl/fl}$K-Ras$^{+/V12}$
WT								
Pten$^{fl/fl}$	0.0011							
Catnb$^{+/ex3}$	N/A	0.0011						
K-Ras$^{+/V12}$	N/A	0.0011	N/A					
Catnb$^{+/ex3}$ K-Ras$^{+/V12}$	0.0011	0.9999	0.0011	0.0011				
Pten$^{fl/fl}$ K-Ras$^{+/V12}$	0.0001	0.0038	0.0001	0.0001	0.0038			
Catnb$^{+/ex3}$ Pten$^{fl/fl}$	0.0001	0.0008	0.0001	0.0001	0.0008	0.0194		
Catnb$^{+/ex3}$ Pten$^{fl/fl}$ K-Ras$^{+/V12}$	0.0001	0.0001	0.0001	0.0001	0.0001	0.0013	0.5500	

Supplementary Figure S7

p-ERK 1/2

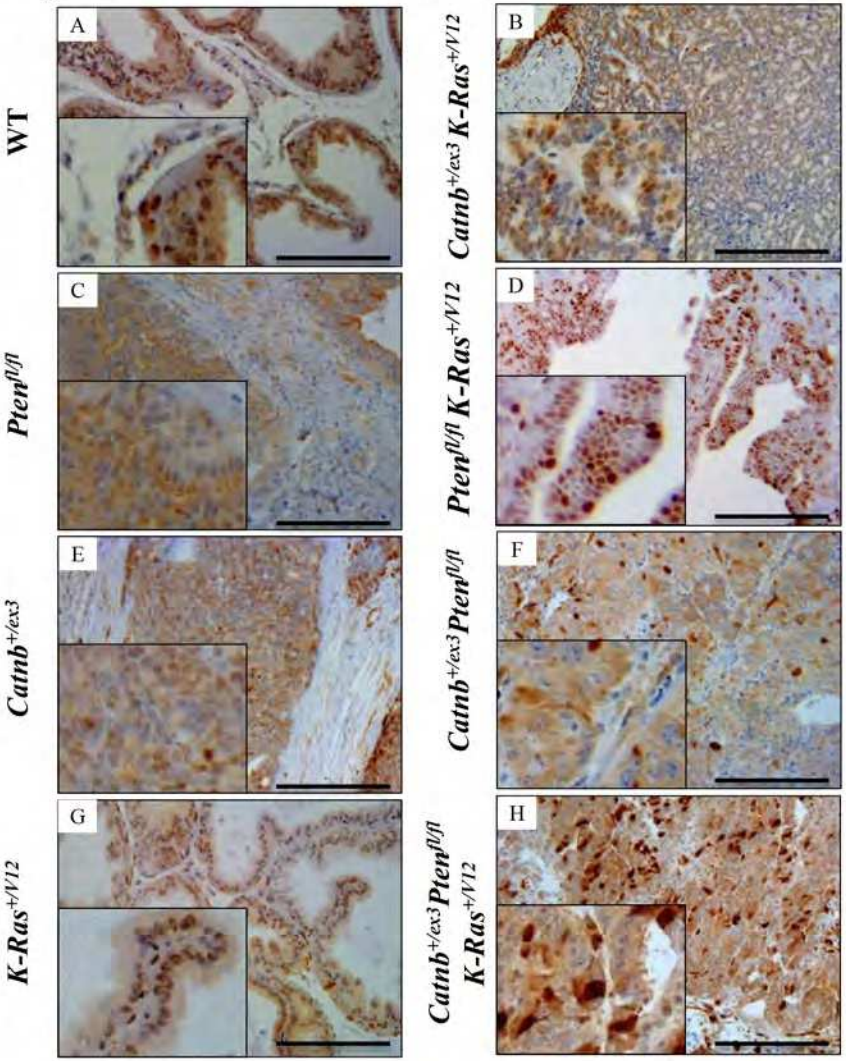

I

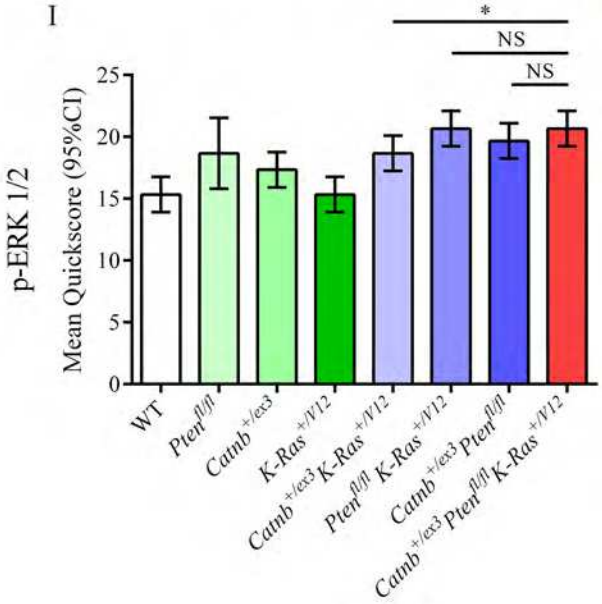

pERK	WT	Pten fl/fl	Catnb+/ex3	K-Ras+/V12	Catnb+/ex3 K-Ras+/V12	Pten fl/fl K-Ras+/V12	Catnb+/ex3 Pten fl/fl	Catnb+/ex3 Pten fl/fl K-Ras+/V12
WT								
Pten fl/fl	0.0111							
Catnb+/ex3	0.0132	0.1481						
K-Ras+/V12	0.9999	0.0111	0.0132					
Catnb+/ex3 K-Ras+/V12	0.0021	0.9999	0.0474	0.0021				
Pten fl/fl K-Ras+/V12	0.0003	0.0550	0.0021	0.0003	0.0132			
Catnb+/ex3 Pten fl/fl	0.0008	0.2508	0.0078	0.0008	0.1012	0.1012		
Catnb+/ex3 Pten fl/fl K-Ras+/V12	0.0003	0.0550	0.0021	0.0003	0.0132	0.9999	0.1012	

Supplementary Figure S8

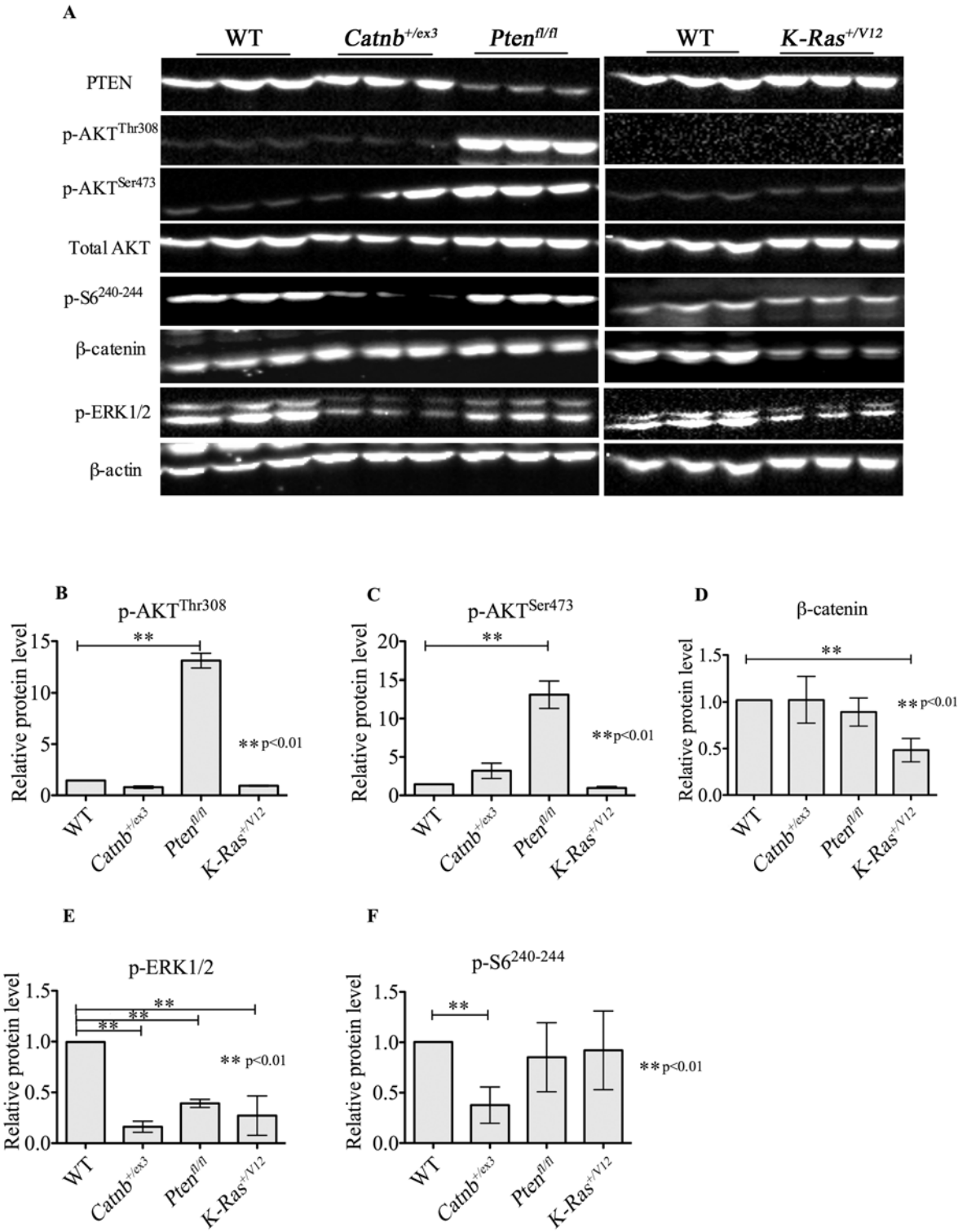
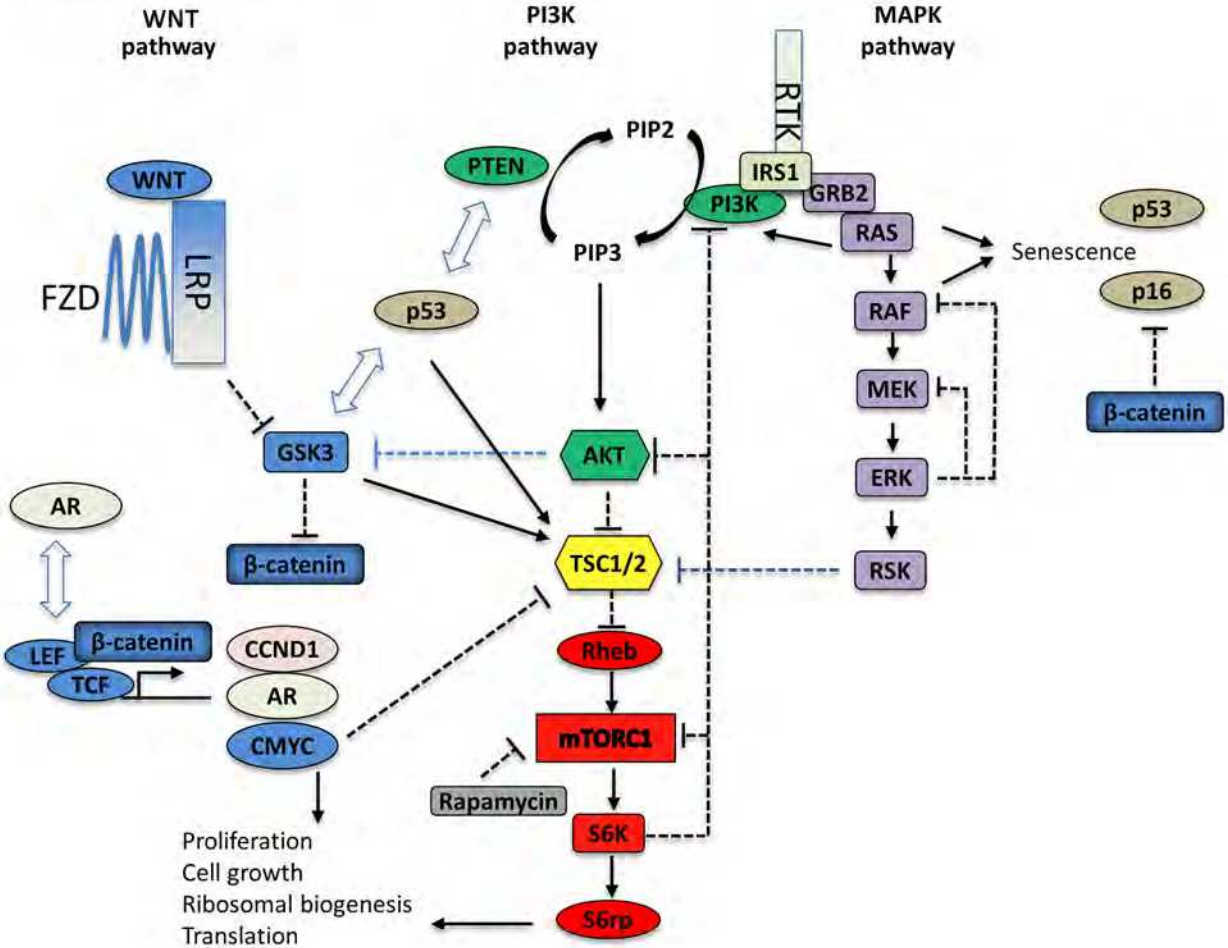
Supplementary Figure S9