

Avifauna Discard Packages and Bone Damage Resulting from Human Consumption Processes

Caroline Funk PHD*, Emily Holt PHD, Ariel Taivalkoski MA, Joshua Howard MA, and Darren Poltorak
All University at Buffalo | *Corresponding Author

Abstract

Few actualistic studies of the patterns resulting from human preparation and consumption of birds inform interpretations of archaeological avifauna assemblages. This study focuses on developing new and adding to existing interpretive models. We examine differences in bone modifications produced by a culturally homogeneous group of eaters consuming medium-sized birds cooked using three cross-culturally common methods. We use the analytical concept of discard packages to capture variability in how groups of skeletal elements might be deposited into the archaeological record. We also examine chop/cut marks, burn marks, and chew marks as these are variables that archaeologists frequently use to identify and interpret anthropogenic avifaunal assemblages. We find that the creation of discard packages appears to be culturally motivated and varies little within our group of eaters, but the degree to which the associated elements are disaggregated during consumption is highly variable and depends on individual preference. Additionally, we find that while the presence and locations of chop marks are consistent across cooking methods and individual consumption preferences, the presence and locations of cut marks, burn marks, and chew marks are affected by cooking methods, individual preferences, or both.

Keywords: avifauna archaeology, consumption, food preparation, zooarchaeology, experimental archaeology, discard packages

1.0 Introduction

1.1 Purpose of the Study

Bird bones are common in archaeological sites and understanding the causes of patterns present in archaeological avifauna is critical because patterns of skeletal part representation and bone modification signal different human interactions with birds. Ratios of bird bones in the archaeological record typically vary from the natural occurrence of skeletal elements in whole birds. The cause of these differences is difficult to interpret (Weisler and Gargett 1993). Many previous approaches to this problem focus on taphonomic issues, addressing differential preservation due to bone density, but differences in bone density have not been sufficient to explain all the observed variation (Bickart 1984; Bovy 2002, 2012; Ericson 1987; Livingston 1989; Weisler and Gargett 1993). The possible impacts of human hunting, processing, and consumption behaviors on skeletal part representation are often the subject of speculation in these studies, but few actualistic studies of bird consumption documenting these processes and their results have been undertaken (Laroulandie 2001, 2005b; Serjeantson 2009).

The present study builds on previous work by providing an actualistic analysis of avifaunal skeletal element damage and disaggregation resulting from consumption after three different cooking processes. The goals of the study are to identify patterns in damage to bones and disaggregation into animal unit packages. We cooked six avian specimens (chicken, *Gallus* spp.) using three cooking methods, ate them, and defleshed the skeletal remains using a dermestid colony. Then, we analyzed the skeletal remains using a uniform set of variables. Our study provides insight into how preparing, cooking, and consuming processes damage bones and impact the formation of discard packages.

49 **1.2 Limited Interpretive Models Available**

50 We have few models for understanding the complex social mechanisms by which bird bones were
 51 deposited. Descriptions of avifaunal preparation and consumption infrequently are included in
 52 ethnographic or historic texts. A search of the eHRAF World Cultures database (search terms “bird”,
 53 “cooking”, and “Food Consumption”) resulted in only 34 references to preparing birds for consumption.
 54 The disposal of bird remains also is little mentioned in ethnographic and archaeological literature
 55 outside of disposal related to religious practices (exceptions Andrews 1980; Gotferdsen 1996).
 56 Generally, bird bones as archaeological artifacts have been less studied than mammal bones, the result
 57 being taphonomic studies of bird bones are limited in scope and number (Bickart 1984; Bovy 2012;
 58 Ericson 1987; Livingston 1989; Serjeantson 2009; Weisler and Gargett 1993).

60 **1.3 Previous Actualistic Studies**

61 We know only of two previous actualistic studies of bird consumption. Weisler and Gargett (1993)
 62 conducted an actualistic study to determine whether observed patterns of bird bone modification from
 63 nine archaeological sites in west Moloka’i, Hawai’ian Islands were the result of human predation. They
 64 steamed and roasted nine galliform birds: four quail, two partridges, two squabs, and a pheasant. They
 65 then ate the birds, chewed the epiphyses off half the long bones, and snapped the other half through
 66 the midshaft using bare hands. Overall, their experimental specimens strongly resembled the
 67 archaeological materials that prompted the study, though they acknowledged that natural processes
 68 might also produce similar modifications.

69
 70 Laroulandie (2001, 2005a, 2005b) focused on understanding modified bird bone from Paleolithic sites in
 71 France. She butchered, cooked, and defleshed ten gray partridges as proxies for all medium-sized birds.
 72 She butchered the carcasses using unretouched flint flakes, disarticulating the raw birds primarily by
 73 cutting through their joints with the flakes. She twisted and overextended some of the joints, in
 74 particular the joint between the humerus and the radius/ulna. She cooked the individual carcass
 75 segments on hot rocks by a fire, defleshed the cooked meat from the bones using flint flakes, and ate
 76 some of the meat off the bones with her teeth. She recorded the resulting cut, burn, and chew marks.

78 **1.4 Descriptive Study**

79 Our study is intended to be descriptive and to contribute to model building, rather than serve as a
 80 hypothetico-deductive test. Inspired by the repeated observation that archaeological bird bones often
 81 vary from the natural occurrence of skeletal elements, we wondered if consumption patterns might
 82 produce sets of skeletal elements that are frequently discarded together. Additionally, following
 83 Serjeantson (2009:138), we suspected that different cooking techniques would have different effects on
 84 muscle and connective tissue, resulting in more or less “attached” elements. For example, Serjeantson
 85 (2009) indicates that stewing animals leaves flesh tender and more likely to disarticulate easily.
 86 Particular cooking practices might affect the makeup of discard packages, because skeletal elements
 87 that disaggregate easily may be discarded separately, while skeletal elements that do not disaggregate
 88 easily may be discarded as a group.

89
 90 The two previous actualistic studies set an important foundation for this type of work while leaving
 91 many avenues open for further research (Laroulandie 2005b: 174). Our study contributes additional,
 92 complementary data in important ways. We are not trying to replicate the bone modifications seen in a
 93 particular assemblage, but instead are attempting to capture the range of variation that may be
 94 produced within a group of eaters. Both previous actualistic studies were inspired by the characteristics
 95 of particular archaeological assemblages, which the authors then tried to reproduce. We started from
 96 the assumption that a range of eating practices and resulting bone modifications could occur even

97 within a culturally fairly homogenous group. We avoided making assumptions about how we should eat
98 or how bones would likely be modified, allowing eaters to follow personal inclinations.
99

100 The patterns identified in a cooking and consumption context should be distinct from those resulting
101 from skinning for down (Esser 2010) or symbolic/ritual use (Serjeantson 1997), for example. We were
102 influenced by Storey et al's (2008) suggestion that for chickens, bird preparation, consumption, and
103 disposal strategies impact their survivorship and subsequent identifiability. We took the position that
104 this is true for all birds, though we chose to use chickens as proxies for medium-sized birds. The impacts
105 of depositional and post-depositional processes are beyond the scope of this study.
106

107 **2.0 Materials and Methods**

108 **2.1 Chickens as Proxies for Medium-sized Avifauna**

109 We used chickens as proxies for all medium-sized birds, as Laroulandie (2001) similarly employed gray
110 partridges. The study is intended to provide useful information about cooking and consumption impacts
111 on bird bone in general, although the impacts of cooking techniques on chicken bone and the
112 disarticulation patterns recorded here may be of particular use in regions where the use of chickens is
113 the focus (as in Storey et al 2008).
114

115 We used free range, pastured chickens in the study as they were the most appropriate option available.
116 Our experience gained from using and producing skeletal reference collections indicated that the bones
117 of factory-farmed chickens are poor analogs of prehistoric avifauna; they have greater porosity and are
118 less ossified than free-range chicken bones. The chickens used in this study were purchased from a local
119 co-operative market. They were whole, cleaned carcasses missing skulls, cervical vertebrae, and lower
120 limb bones below the tibiotarsus. The lack of internal organs may not accurately reflect all possible
121 cultural practices of cooking birds, but we judged it unlikely to alter the effects of cooking and
122 consumption practices on the formation of discard packages, which is the focus of this study. The lack of
123 lower limb and foot bones does mean that the ways in which these bones disaggregate during cooking
124 and consumption cannot be addressed by this study.
125

126 **2.2 Cooking Techniques**

127 We selected cooking techniques that represent three cross-culturally widespread cooking methods.
128 Using eHRAF and traditional literature search methods, we learned that boiling, roasting, and grilling
129 both whole and parted carcasses were and are commonly used techniques for cooking birds. The
130 technique of preparing avifauna by boiling has not significantly changed over time and varies little across
131 cultures (Aresty 1964; Bayard 1991; Bohannon and Bohannon 1958; de Bry 1972; Fletcher 1911;
132 Hollander 2010; Irimoto 1981; Kaufman 2006; La Barre 1948; Lin and Pan 1947; Messing 1985; Musters
133 1872; Reichel-Dolmatoff 1971; Reynolds 1968; Sass 1975; Stöeffler 1969; Vennum 1988; Wagley 1941).
134 Dry or oven roasting (Batdorf 1990, Byock 1999, diMessisbugo 1960, Fletcher 1911, Gifford 1965,
135 Gusinde and Schütze 1937; Kniffen 1939; Lin and Pan 1947; Musters 1872, 1873; Sass 1975; Thoms
136 2009; Wallace and Hoebel 1952; Wagley 1941) and open fire grilling (Basden and Willis 1966; Breton
137 1955; de Bry 1972; diMessisbugo 1960; Irimoto 1981) are two other common preparation techniques.
138 Across cultural contexts, birds and other smaller fauna are cooked whole or are "hewn" into portions
139 prior to cooking (as in Medieval cookery as presented in Basden and Willis 1966; Bohannon and
140 Bohannon 1958; Sass 1975).
141

142 **2.3 Study Variables**

143 The primary purpose of this study was to identify potential discard packages of avian skeletal elements
144

145 that might consistently be produced during preparation and consumption processes. We also recorded
146 three common types of bone modification that are central to the interpretation of bird remains by
147 zooarchaeologists: burning, cut and chop marks, and chewing marks.

148

149 *2.3.1 Skeletal Part Representation/Disaggregation*

150 Our study complements past works by approaching the problem of differential representation of
151 avifauna elements from the beginning of the process. We analyzed our post-consumption chicken bones
152 to learn what “packages” of skeletal elements with what types of damage were present. In this we
153 followed Bovy (2002, 2012), who posited that human processes are more likely than taphonomic
154 processes to cause the patterns of skeletal disaggregation present at archaeological sites. She suggested
155 that other explanations like differential selection by humans, scavenging by animals, processing
156 techniques, or consumption practices should be used to interpret avifauna skeletal part patterns (2002,
157 2012). Other studies that approach the problem of differential representation in the archaeological
158 record also ask what cultural and taphonomic processes could account for the observed assemblages (as
159 in Roberts et al 2002). Ericson (1987) hypothesized that the ratios of bird bones found at archaeological
160 sites could be indicative of human activity and postulated that the decomposition process might be
161 different for bones that were consumed as food than for naturally deposited bones. Livingston (1989)
162 postulated that avian element survivorship was related to taphonomic differences in the structural
163 properties of bones, but her work was countered by Higgins’ (1999) conclusion that there was no
164 relationship between bone survivorship and the taphonomic characteristics of the species to which they
165 belonged.

166

167 *2.3.2 Bone Modification: Burning, Cutting, and Chewing*

168 We suspected that our three cooking techniques would result in differential bone discoloration and
169 charring. Changes in bone color due to heating have been found to occur at temperatures as low as 20°
170 C (McCutcheon 1992; Shipman et al. 1984). These color changes are affected by the temperature to
171 which bones are heated, the length of time for which they are heated, the shapes of the bones, and
172 whether the bones are fleshed or defleshed when heated (McCutcheon 1992; Pfeiffer 1977; Shipman et
173 al. 1984). We controlled the temperatures to which bones were heated only as an indirect result of
174 controlling the cooking temperatures of our chickens. Experimental studies of burned bone have shown
175 that bones do not reach the maximum temperature of the heating element unless exposed to it for at
176 least two hours (Buikstra and Swegle n.d.). This length of time is longer than the cooking times for any of
177 the chickens in this experiment and, by analogy, probably longer than most cooking times of chicken-
178 sized birds in the past. Given this, cooking activities alone probably would produce only minimal color
179 change of chicken bones. Because the chicken bones were wet and predominantly fleshed when
180 cooked, it was not possible to record colors of unheated bones for use as controls.

181

182 Experimental studies and archaeological analyses of cut and chop marks on bird elements have not been
183 extensive, but some commonalities across time, space, and cultures have been identified (Serjeantson
184 2009:132-144). Chop marks, which tend to be short and deep, result from the use of heavy knives during
185 dismemberment in primary butchery; often near significant points of articulation (Serjeantson
186 2009:132). Cut marks are made during eating as secondary butchery. Bone pressure damage can result
187 from manually pulling apart articulated elements. Cut marks are believed by many to be less common
188 on bird bones, yet some studies do find a high frequency of cut marks (Blasco and Peris 2009; Bovy
189 2012; deFrance 2005; Steadman et al 2002). Since we intended to identify cut and chop marks made by
190 modern metal cleavers and knives on fresh, un-aged bone, typical concerns about distinguishing
191 between type of bone damage and origin are not relevant to our study (as in Fisher 1995; Greenfield
192 1999; Noe-Nygaard 1989; Olsen 1988; Shipman 1981; Walker and Long 1977).

193
 194 We gathered data about the location and frequency of chew marks in the interest of contributing to the
 195 broader literature. Human chewing of bone is often difficult to distinguish from other tooth marks in
 196 archaeological contexts (Andrews and Fernández-Jalvo 1997; Fernández-Jalvo and Andrews 2011;
 197 Steadman 2006), although this was not a concern here. As only humans consumed the meat on the bird
 198 bones in this study, we were more interested in understanding how the location of chewing marks might
 199 correspond to cooking techniques and/or consumption behaviors.

200 201 **2.4 Methods**

202 We established and followed standardized protocols for the three experiments and subsequent
 203 analyses. Each time, we recorded the size and weight of the uncooked chicken carcasses. Each of the
 204 three experiments included two chickens: one remained whole and the other was “hewn” into portions
 205 using an 8-inch cleaver. For each experiment, dismemberment followed the same general pattern. Each
 206 wing (proximal humerus to distal phalanges) was removed from the axial portion as a package. Each leg
 207 was parted into two discreet packages, femur and tibiotarsus, by separating the distal femur joint, then
 208 the proximal femur joint. After the limbs were removed, the ribs were disarticulated from the spine with
 209 the cleaver, from posterior to anterior. Finally, the breast was separated at the sternum. In total, each
 210 “hewn” chicken was parted into 9-11 units: two wings, two thighs, two legs, two breasts, the sides (ribs,
 211 pelvic girdle, and pectoral girdle) and the back. In Experiment 3, the spine of the hewn chicken was split,
 212 causing a slight modification in the composition of the butchered packages. Also in Experiment 3, the
 213 whole chicken was spatchcocked so that it could cook to food-safe temperatures on an open grill: the
 214 spine was cut out of the bird and the limb joints were manually loosened. After preparing the birds, we
 215 recorded the cooking technique, cooking duration, and post-cooking weight. All phases of the
 216 preparation were photographed. No further modifications were made to the chickens prior to the
 217 consumption portion of the study.

218
 219 The chickens in the experiment ranged from 3.05 to 3.83 pounds, with paired sets in each experiment
 220 weighing approximately the same (Table 1). Odd numbered chickens were prepared whole and even
 221 numbered chickens were parted (Table 1). In Experiment 1, we boiled the chickens for one hour each, to
 222 food safe temperatures of at least 165°F. We roasted the two birds in Experiment #2 at a starting
 223 temperature of 450°F, immediately reduced to 350°F for 20 minutes per pound, or roughly one to one
 224 and a half hours each, to food safe temperatures. The chickens of Experiment #3 were grilled, but unlike
 225 the previous experiments these chickens were cooked for different durations. The parted chicken
 226 cooked to food safe conditions in less than an hour but the whole chicken grilled for more than an hour.

227
 228 **Table 1:** Project experiments and avifauna specimen data.

Experiment #	1		2		3	
Preparation	Boiled		Roasted		Grilled	
Chicken #	1	2	3	4	5	6
Condition	Whole	Parted	Whole	Parted	Whole	Parted
Weight	3.74 lbs	3.83 lbs	3.85 lbs	3.75 lbs	3.05 lbs	3.05 lbs
Cook Length	1.0 hr	1.0 hr	1.4 hrs	1.25 hrs	1.1. hrs	.6 hr

229
 230
 231 Five to six individual eaters (CF, EH, AT, JH, DP, and AB) selected portions of either the whole or parted
 232 chicken to eat according to personal preference. They cut or pulled each portion from the whole chicken
 233 or simply selected a pre-cut portion of the parted chicken. The remains of each portion were bagged
 234 separately for each eater. For example, in Experiment 1, CF created two sample bags of bones labelled

235 Chicken 1 and Chicken 2. Individual eaters recorded their consumption technique in narrative form after
236 the consumption stage, describing their use of utensils, teeth, or hands. While difficult to assess and
237 control for, each eater focused on following their typical consumption habits and refrained from eating
238 to produce variable data. The reflexive act of debriefing afterward and describing eating habits was
239 intended to maintain a strong focus on normalcy throughout the consumption stage of each
240 experiment. Not all of the chicken portions were consumed during each experiment. Remaining portions
241 were designated as “leftovers” and processed as packages from which portions were selected.
242

243 Back in the lab, we weighed and recorded the element packages produced by each eater during the
244 consumption phase. A “package” included any still attached portions of bone or single, separated
245 elements. For Experiment #1 we simply weighed each eater’s bone bag as the package, but realized that
246 we were missing critical aggregation/disaggregation data and modified our procedures to collect the
247 more detailed bone package data for Experiments #2 and #3. The bone packages were placed into a
248 dermestid colony for defleshing. The defleshed elements were washed in a fine mesh screen (1 mm)
249 after removal from the colony and allowed to air dry prior to analysis. The elements then were
250 subjected to a four-part analysis to identify elements and to record cut/chop marks, chewing marks, and
251 burning. These analyses occurred under overhead fluorescent lights that were supplemented by focused
252 ~60w equivalent bulbs and 3-5x magnification as necessary. Cut, chew and burning damage was
253 identified with the naked eye and examined under the lighted 3-5x magnification lenses and, if
254 necessary, a 10x LED lighted stereoscope. We identified the colors of burning using a Munsell color chart
255 under fluorescent light following the methodology of McCutcheon (1992). We recorded data on
256 standardized data sheets which included a sketch of an articulated bird skeleton for noting the location
257 of bone modifications.
258

259 **3.0 Results**

261 **3.1 Bone Modification**

262 We recorded 67 cut, chop, and cleave marks (Table 2). As described above, cut marks were shallower
263 and lighter and resulted from lower cutting force. Chop marks resulted from strong cutting force utilized
264 during dismemberment and cleaves were successful forceful dismemberment chops resulting in sheared
265 bone.
266

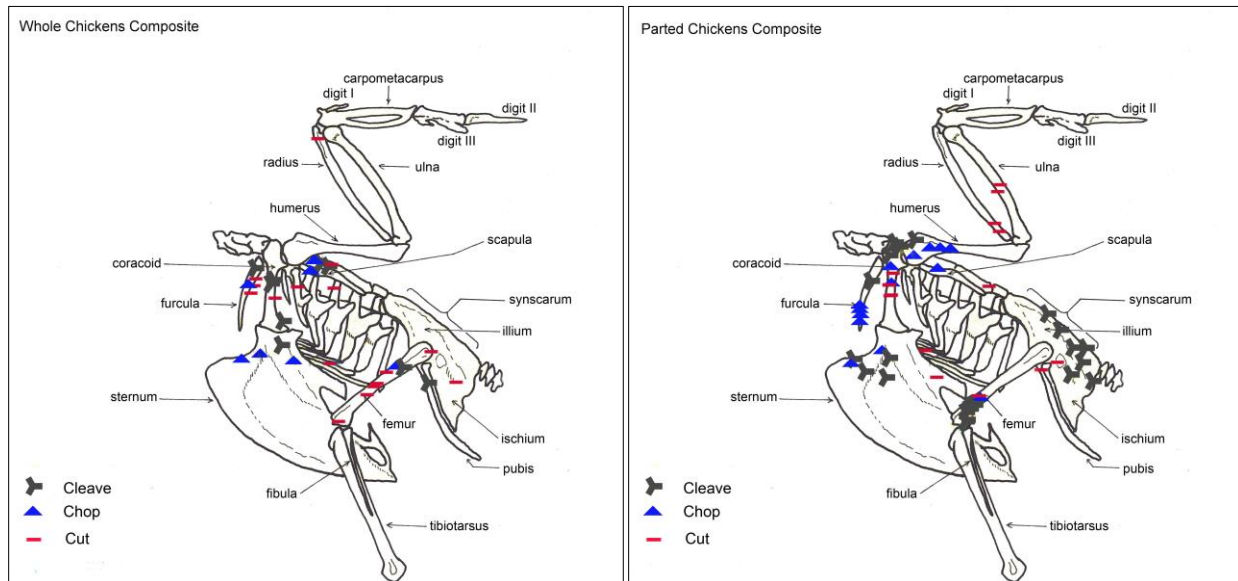
267 Cut marks were present on whole ($n = 9$) and parted ($n = 13$) chickens in similar amounts. They appeared
268 mainly on the pectoral girdle, the pelvic girdle, and the ribs (Figure 1). The marks on the pelvic and
269 pectoral girdles may have resulted from dismembering the chickens, caused by ineffectual cleave/chops.
270 However, because cut marks appeared on whole and parted chickens, we must consider that they were
271 caused by primary butchery and individual-secondary butchery. Only two wing elements showed cut
272 marks, both eaten by CF from parted chickens in Experiment #1 (Chicken #2) and Experiment #3
273 (Chicken #6). Individual eaters varied in the number of cut marks they made. Only one eater (EH) made
274 no cut marks. One eater (AT) made by far the most cut marks, with 8 out of the 22 identified. Cut marks
275 on the leftover portion likely result from portion removal by the eaters.
276

277 **Table 2:** Damage to bone made by individual eaters.

Eater	Chew	Cut	Chop/Cleave
AB	2	1	14
AT	0	8	4
CF	0	4	5
DP	9	1	3
EH	5	0	10
JH	2	2	8
LEFTOVERS	0	6	1
Total	18	22	45

278
279
280
281
282
283
284
285
286
287
288
289

Cleave/Chop marks were distributed more evenly across skeletal elements, but they were limited to areas where the butcher had hewn the parted chickens (Figure 1). If the cleave/chop marks were the result of the dismemberment process, coracoids, humeri, sternums, synsacrum, and femurs should have the highest frequency of chops/cleaves. In fact, the parted chickens did have most of the cleave/chop marks with two exceptions: the sternum of the whole chicken (#5) from Experiment #3 had two cleave/chop marks, and the leftover chicken (#1) portion from Experiment #1 also had a cleave/chop mark on the furculum. The cleave/chop on the sternum from Experiment #3 was likely due to the spatchcock technique used to flatten the chicken for grilling. The cleaved furculum from Chicken #1 remains unexplained.

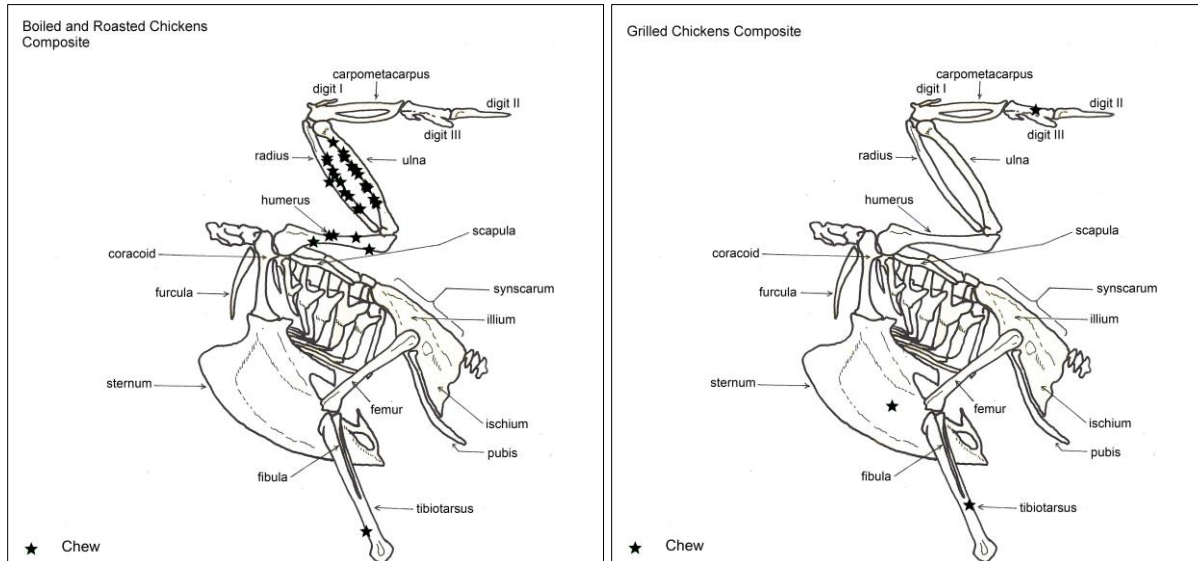


290
291
292
293
294
295
296
297
298
299
300

Figure 1: Position of cut, chop, and cleave marks (skeleton sketch derived from Cohen and Serjeantson 1996).

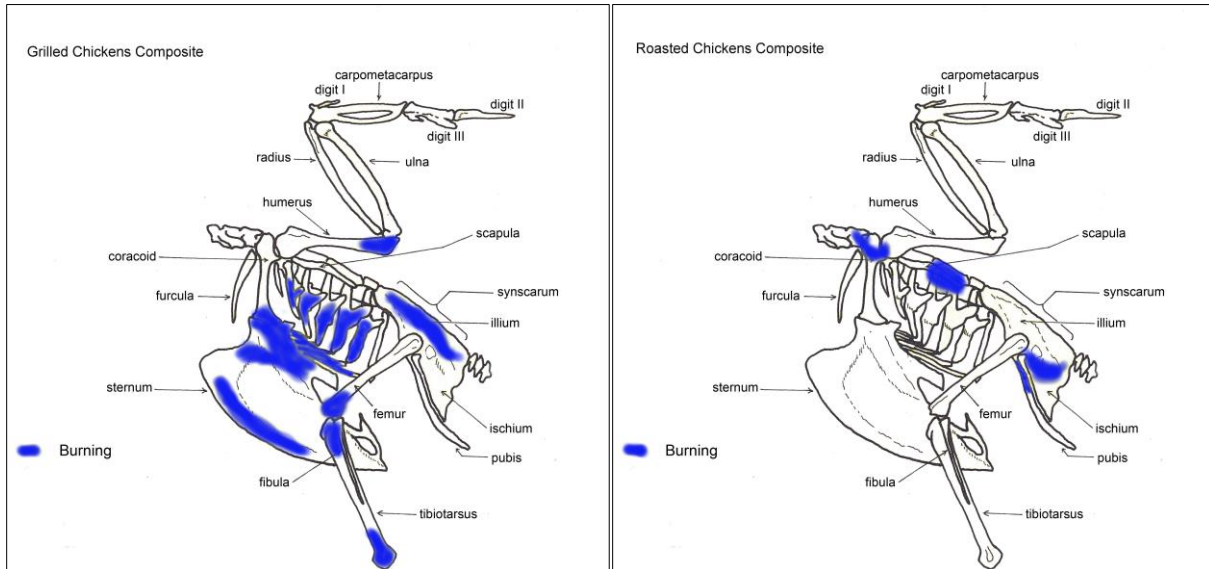
Eighteen skeletal elements had chew marks. The shaft of the humerus and the inside surfaces of the radius and ulna showed the most frequent damage from chewing (Figure 2). We found no difference in the number of elements with chew marks between whole and parted chickens. Three eaters in the study (EH, DP, and JH) were responsible for all of the chew marks (Table 2). The majority of chew marks were found on the boiled (n = 4, Chickens #1 and #2) and roasted specimens (n = 11, Chickens #3 and #4), while the grilled specimen showed almost no chew marks (n= 3, Chicken #5), despite the fact that eaters known to leave chew marks ate humeri and radii/ulnae from the grilled specimens (Figure 2). It is also

301 worth noting that one eater (EH) consumed the digit III, phalanx II of digit II,
 302 and the unfused parts of the metacarpus while eating a wing of the whole grilled chicken (#5). These
 303 parts had become crunchy and easily crumbled during grilling and were consumed unknowingly while
 304 the eater enjoyed the crunchy skin.
 305



306
 307 **Figure 2:** Position of chew marks (skeleton sketch derived from Cohen and Serjeantson 1996).
 308

309 Burn marks were observed on skeletal elements from the roasted parted chicken (Experiment #2,
 310 Chicken #4), the grilled whole chicken (Experiment #3, Chicken #5), and the grilled parted chicken
 311 (Experiment #3, Chicken #6). On the roasted parted chicken, burn marks were recorded on the scapula,
 312 synsacrum, and vertebrae (Figure 3). On the grilled whole chicken, burn marks were recorded on the
 313 coracoid, sternum, vertebral ribs, and pelvis. On the grilled parted chicken, burn marks were recorded
 314 on the ribs, femur, and tibiotarsus. Burn marks ranged in color from Munsell 10YR 6/8 – 5YR 2.5/1, with
 315 some bones burned blacker than the Munsell range. These burn marks fall within the general range of
 316 colors that indicate burning without calcination (McCutcheon 1992; Shipman et al 1984). All of the burn
 317 marks were located where bones covered by very little flesh were directly exposed to heat. The boiled
 318 bones showed no burning damage, although they were occasionally deeply stained, presumably by
 319 boiled blood.
 320



321
322 **Figure 3:** Burn damage location (skeleton sketch derived from Cohen and Serjeantson 1996).

323
324 **3.2 Skeletal Part Disaggregation**

325 A core assumption in our study was that discarded skeletal element packages, especially those with
326 elements still connected via tissue, would remain contextually linked in the archaeological record. We
327 thought that cultural preference would cause the formation of particular element packages during
328 preparation and consumption. The packages in this study were formed by individuals from the
329 northeastern United States: a fairly homogeneous group. Cultural preference presumably also would be
330 active in discard practices, impacting the clustering or dispersal of individual and group meal discards,
331 but this line of inquiry lies beyond the bounds of the current study.

332
333 **3.2.1 Butchery Packages**

334 We thought that the consumption of whole chickens would result in bone packages that are notably
335 distinct from those produced by the consumption of parted chickens, because package selection
336 opportunities obviously change when an individual is confronted by a whole chicken versus chicken
337 parts. This was incorrect. There was no real difference and butchery did not impact the formation of
338 packages.

339
340 Observed post-consumption package types include groupings of appendicular and axial portions (Table
341 3). The lower limbs are present in two package types, disarticulated: femur and tibiotarsus/fibula, and
342 articulated: both elements. The wings are present in general packages as well, entire wings (humerus to
343 phalanges), lower wings (ulna and radius to phalanges), and the humerus alone. As seen in the individual
344 patterns below, the degree of disarticulation of the limbs during consumption varies. Axial skeletal
345 portions were present in four types of packages: the upper breast area (scapula, coracoid, sternum
346 portion, ribs), the lower breast area (ribs, synsacrum, pelvis), entire sides (ribs, sternum, pelvis,
347 vertebrae), and spine (vertebrae, synsacrum gracile, pygostyle).

348
349 **Table 3:** Discard packages and cooking technique.

Portion/Package	Elements	Roasted		Grilled		Boiled*	
		Chicken 3 whole	Chicken 4 parted	Chicken 5 whole	Chicken 6 parted	Chicken 1 whole	Chicken 2 parted
Appendicular Portion							
leg	tibiotarsus	1			2	1	
leg and thigh disarticulated after eating	femur and tibiotarsus		1	2		1	2
leg and thigh articulated after eating	femur and tibiotarsus	1	1				
thigh	femur	1			1		1
lower wing more or less disarticulated after eating	radius, ulna, carpometacarpus, phalanges		1			2	1
lower wing more or less articulated after eating	radius, ulna, carpometacarpus, phalanges		1				
entire wing more or less disarticulated after eating	humerus, radius, ulna, carpometacarpus, phalanges	2		1	1		1
entire wing more or less articulated after eating	humerus, radius, ulna, carpometacarpus, phalanges			1	1		
humerus						2	
Axial portion							
upper breast area disarticulated after eating	sternum, keel, scapula, coracoid - variable combination		1	2	1		2
upper breast area articulated after eating	sternum, keel, scapula, coracoid - variable combination	1			1	LEFTOVER	
lower breast area disarticulated after eating						1	1
lower breast area articulated after eating	ribs, synsacrum, pelvis - variable combination	1				LEFTOVER	
spine disarticulated after eating							
spine articulated after eating		1	1			LEFTOVER	
entire side portion disarticulated after eating	rib, sternum, pelvis, synsacrum - variable combination			2	1	1	1
						* limited package data	

350
351

352 **3.2.2 Cooking Packages**

353 Other authors suggested that boiling, roasting, and grilling cooking techniques would impact the
 354 disarticulation potential of birds (as in Roberts et al 2002; Serjeantson 2009), yet our study revealed
 355 limited differences in package creation among our three experiments (Table 3). We expected that
 356 boiling (Experiment #1, Chickens #1 and #2) in particular would result in a greater number of smaller
 357 (fewer bone elements present) packages. Indeed, lower wings easily disarticulated from distal humeri
 358 on the whole boiled chicken so that no one was able to select an entire wing. The humeri actually
 359 remained with the axial leftover carcass and were not selected for consumption. Other than this notable
 360 point of disarticulation and small package creation, however, the three cooking techniques produced
 361 similar packages.

362

363 **3.2.3 Individual Consumption Packages**

364 Individual consumption practices created distinct types of bone packages. As noted previously, the
 365 packages selected for consumption were unplanned and result from personal food selection
 366 preferences. We assumed at the start of the study that individuals would select packages according to
 367 personal preference in taste and ease of acquisition. Individual package data are available for
 368 Experiments #2 and #3 only (Table 4).

369

370 There was variability in the frequency of disarticulated and articulated packages for each individual
 371 eater in the study. Some individuals reduced meat packages to unconnected skeletal elements while
 372 others produced connected packages that arguably are more likely to remain in context during disposal
 373 and in the archaeological record. For example, Eater CF never produced disarticulated packages and
 374 discarded packages from her bird meals would tend to remain in associated context in the
 375 archaeological record. Other eaters variably produced articulated and disarticulated packages.

376

377 **Table 4:** Individual eater discard packages.

Package/Portion	Elements	Whole		Parted	
		Roasted	Grilled	Roasted	Grilled
Appendicular Portion					
leg	tibiotarsus	CF			DP
leg and thigh disarticulated after eating	femur and tibiotarsus		AT, JH	DP	
leg and thigh articulated after eating	femur and tibiotarsus	DP		AT	JH
thigh	femur	EH			
lower wing more or less disarticulated after eating	radius, ulna etc			EH	
lower wing more or less articulated after eating	radius, ulna etc			DP	
entire wing more or less disarticulated after eating	humerus, radius, ulna, etc	EH, AB	EH		DP
entire wing more or less articulated after eating	humerus, radius, ulna, etc		CF		CF
Axial portion					
upper breast area disarticulated after eating	sternum, keel, scapula, coracoid - variable combination		JH, EH	EH	EH
upper breast area articulated after eating	sternum, keel, scapula, coracoid - variable combination	AT			AT
lower breast area disarticulated after eating					
lower breast area articulated after eating	ribs, synsacrum, pelvis - variable combination	AB			
spine disarticulated after eating					
spine articulated after eating		LEFTOVER		CF	
entire side portion disarticulated after eating	rib, sternum, pelvis, synsacrum - variable combination		JH, AB		AB

378
379380 **4.0 Interpretations**

381

382 **4.1 Bone Modification**383 *4.1.1 Cleave, Chop, and Cut Marks*

384 Chop and cleave marks matched avian processing patterns described in earlier studies across all three
385 cooking techniques. While the presence of chop/cleave marks was generally consistent across birds
386 regardless of cooking method or eater, the presence of cut marks was highly individualized. This
387 suggests that, while primary butchery is culturally shared, secondary butchery reflects individual
388 preferences. This observation may be useful when considering whether different types of butchery
389 practices within a single site indicate different cultural groups (as in Stein 2012). Primary butchery may
390 be the practice on which to focus, while secondary butchery may be less meaningful in terms of
391 differentiating cultural groups.

392

393 *4.1.2 Chew Marks*

394 The presence of chew marks on bones was also highly individual. It was unrelated to whether the birds
395 were whole or parted and it was only slightly related to cooking method. Most chew marks were found
396 on the boiled and roasted chickens, fewer on the bones from grilled chickens. This suggests that the lack
397 of chew marks on the skeletal elements of the grilled specimens may be due to different properties of
398 the meat after grilling, causing it to pull away from the bone more easily and making it unnecessary to
399 detach the meat with the teeth. Bones may also harden during grilling, making them less likely to be
400 damaged by chewing. Like the presence of cut marks, the presence of chew marks may be less useful in
401 differentiating cultural groups.

402

403 *4.1.3 Burn Marks*

404 All burning damage to bones occurred on the roasted and grilled chickens, but with lower frequency
405 than might be expected. While many bones with little flesh on them that were directly exposed to heat
406 developed burn marks, it is worth noting that not all bones with little flesh on them exhibit burn marks.
407 This suggests that many cooking activities will not leave burn marks on avian bones and that the
408 absence of burn marks does not demonstrate that the bones were not directly exposed to levels of heat
409 sufficient for cooking. The absence of burn marks on avian bones should not be used as evidence that
410 the bones are not anthropogenic in origin unless multiple other lines of evidence also indicate a non-
411 anthropogenic origin.

412

413 **4.2 Skeletal Part Disaggregation**

414 *4.2.1 Butchery Packages*

415 Whole and parted chicken discard packages are not notably different from each other. The eaters in our
416 experiments tended to self-select packages similar to those produced by the butchery process, resulting
417 in similar packages from both whole and parted chickens. This may indicate that within any cultural
418 region or time, butchery technique alone is not the significant aspect in the production of element
419 packages. Instead, people use their culturally-specific portion selection protocol regardless of the
420 presentation of the cooked bird. Butchery techniques likely derive from these existing preferences.

421

422 *4.2.2 Cooking Packages*

423 Our study did not show significant differences in cooking method impacts on the creation of discard
424 packages. While the distal wings disarticulated easily from the boiled chickens, other bones did not
425 disarticulate noticeably more easily. Perhaps if the birds had been boiled for a longer period of time, as
426 in simmering for a stew rather than for consumption as whole carcasses, the disaggregative effect would
427 have been stronger, a possibility worth investigating in a future study. As it is, when boiling the birds for
428 consumption as whole carcasses, the effect on package formation was minimal and did not produce
429 results dissimilar from the other cooking methods.

430

431 *4.2.3 Individual Consumption Packages*

432 Individual eaters in our study produced variably disarticulated packages. This degree of variation within
433 our culturally uniform group suggests that such variation rests at the level of individual preference.
434 Archaeologically, however, this variation may be difficult to parse out, given that waste disposal would
435 tend to aggregate the consumption packages of many individuals. Given the high degree of individual
436 variation indicated by our study, however, individual variation may be one confounding factor in finding
437 clear patterns of disposal for avifaunal remains.

438

439 **5.0 Concluding Remarks**

440

441 **5.1 Key Contributions on the Impacts of Cooking and Eating on Bone and the Development of Discard** 442 **Packages**

443 We can make a series of general statements that should be useful when interpreting archaeological
444 avifauna assemblages. First, the cooking technique utilized influences the likelihood that human teeth
445 marks will be visible on bone. We remain uncertain as to the underlying cause, but the grilled chicken
446 bones in Experiment #3 did not have the chew marks expected given the patterns present in the boiling
447 and roasting of Experiments #1 and #2. Second, burn marks were not ubiquitous on exposed bone in any
448 of the three experiments. Boiling produced no burn marks and grilling and roasting did not always cause
449 burns on exposed bone. The main implication of these observations is that burning cannot be employed
450 as the primary line of evidence that humans created any given avifaunal assemblage. Nor can we look to
451 burn marks as an indicator of cooking technique or even evidence for cooking at all. Finally, our cut and
452 chop data conform to patterns already defined by previous works.

453

454 Our primary goal, describing the development of discrete discard packages, resulted in unexpected
455 patterns. We observed that uniform packages resulted regardless of the cooking technique utilized. We
456 also saw that eaters created similar elemental packages when forced to remove their own portions from
457 an entire carcass and when offered pre-cut portions. We interpret these patterns as resulting from
458 cultural preferences for types of packages that transcend the physical results of cooking or butchering.
459 This means that unexpected, non-intuitive patterns in elements present in an archaeological assemblage
460 may in fact be indicators of a local, temporally specific preference for eating birds in a particular way.

461 We thought we would observe that some packages tended to be created regardless of eater, but we
 462 found that individual eating styles resulting in a wide, unpatterned variability in the production of
 463 discrete, articulated packages and entirely disassembled bird portions. We believe this serves as a
 464 cautionary moment. Archaeological pattern seeking tends to average behavior. Analyses of bird bone
 465 packages in the archaeological record must be performed with the caveat that while cultural patterning
 466 may be visible, individual consumptive patterns likely were extremely variable within the larger context.
 467 If an archaeological assemblage for any given provenience seems to be an interesting mix of associated,
 468 articulated packages and disarticulated but related elements, it may be that the assemblage is the
 469 remains of a meal eaten by several variably finicky people.

470

471 **5.2 Future Studies**

472 Our study's focus did not allow for the exploration of related, potentially significant research. We see
 473 three clear avenues for research that will develop an understanding of patterns resulting from human
 474 consumption of avifauna in productive ways. First, exploring the impact of cooking technique on 1) the
 475 ease of removing cooked meat from bones and 2) the hardness of cortical bone and its subsequent
 476 resistance or susceptibility to human chewing forces would be useful. Second, understanding when bird
 477 bones will burn and the durability of burn marks after burial will help to define the broader usefulness of
 478 attempting to see patterns in burned bird bone. Finally, working with a larger group of eaters from a
 479 broader cultural spectrum, who are unaware of the purpose of the study would provide a mechanism
 480 for understanding the role of cultural preference on avifauna package development. It is our hope that
 481 others take on these challenges in future research.

482

483 **Acknowledgements**

484 This study was conceived, performed, and written in a collaborative effort by members of the University
 485 at Buffalo Zooarchaeology Group 2014-2015 (<http://ubwp.buffalo.edu/ubzooarchaeology/>). The
 486 University at Buffalo Department of Anthropology provided partial funding to support the research. The
 487 Primate Anatomy Lab in the University at Buffalo Department of Anthropology provides space for the
 488 dermestid colony. Bone analysis was performed in the Rat Islands Research Laboratory (NSF PLR-
 489 1303566) in the University at Buffalo Department of Anthropology. eHRAF research was performed
 490 using complimentary eHRAF access provided during the 2015 SAA Annual Meeting. Thank you to two
 491 anonymous reviewers, who helpfully improved the article with clear and useful comments.

492

493 **References Cited**

494 Andrews, E. W.

495 1980 *Excavations at Dzibilchaltun, Yucatan, Mexico*. Middle American Research Institute, Tulane
 496 University, New Orleans. Retrieved from <http://ehrafarchaeology.yale.edu/document?id=ny53-006>

498 Andrews, P. and Y. Fernández-Jalvo

499 1997 Surface Modifications of the Sima de los Huesos Fossil Humans. *Journal of Human Evolution*
 500 33:191-217.

501 Aresty, Esther B.

502 1964 *The Delectable Past: The Joys of the Table – from Rome to the Renaissance, from Queen*
 503 *Elizabeth I to Mrs. Beeton. The Menus, the Manner – and the most delectable Recipes of the past*
 504 *masterfully recreated for cooking and enjoying today*. Simon and Schuster, New York.

505 Basden, George T., and J.R. Willis

506 1966 *Niger Ibos: A Description of the Primitive Life, Customs and Animistic Beliefs, Etc., Of the Ibo*
 507 *People of Nigeria*. Frank Cass & Co., London. Retrieved from
 508 <http://ehrafworldcultures.yale.edu/document?id=ff26-007>

- 509 Batdorf, Carol
 510 1990 *Northwest Native Harvest*. Hancock House, Surrey B.C.
 511 Bayard, Tania
 512 1991 *A Medieval Home Companion: Housekeeping in the Fourteenth Century*. Translated and edited
 513 by Tania Bayard. Harper Collins Publishers, New York.
 514 Bickart, K. Jeffrey
 515 1984 A Field Experiment in Avian Taphonomy. *Journal of Vertebrate Paleontology* 4(4):525-535
 516
 517 Blasco, R. and J. Fernández Peris
 518 2009 Middle Pleistocene bird consumption at Level XI of Bolomor Cave (Valencia, Spain). *Journal of*
 519 *Archaeological Science* 36: 2213-2223.
 520 Bohannon, Paul, and Laura Bohannon
 521 1958 *Three Source Notebooks in Tiv Ethnography*. Human Relations Area Files, New Haven, CT.
 522 Retrieved from <http://ehrafworldcultures.yale.edu/document?id=ff57-022>
 523 Bovy, Kristine
 524 2002 Differential Avian Skeletal Part Distribution: Explaining the Abundance of Wings. *Journal of*
 525 *Archaeological Science* 29:965-978.
 526 2012 Why so Many Wings? A Re-examination of avian skeletal part representation in the South-
 527 Central Northwest Coast, USA. *Journal of Archaeological Science* 39:249-2059.
 528 Breton, Raymond, M.B. McKusick, and P. Verin
 529 1955 1665 Carib-French Dictionary. Translation. Human Relations Area Files, New Haven, CT.
 530 Retrieved from <http://ehrafworldcultures.yale.edu/document?id=st13-002>
 531 Buikstra, J. E. and Swegle, M.
 532 1989 Cremated Bone: Experimental Evidence. Unpublished manuscript on file with author,
 533 Department of Anthropology, Northwestern University, Evanston, IL.
 534 Byock, Jesse
 535 1999 *The Saga of the Volsungs*. Translation. Penguin, London.
 536 Cohen, Alan and Dale Serjeantson
 537 1996 *A Manual for the Identification of Bird Bones from Archaeological Sites*. Archetype Publications,
 538 London.
 539 de Bry, Theodore
 540 1972 *A Briefe and True Report of the New Found Land of Virginia*. Thomas Harriot. The Complete 1590
 541 Edition with the 28 Engravings by Thomas de Bry. Reprint. Dover Publications, Inc., Mineola, NY.
 542 deFrance, S. D.
 543 2005 Late Pleistocene marine birds from southern Peru: distinguishing human capture from El Niño-
 544 induced windfall. *Journal of Archaeological Science* 32: 1131-1146.
 545 di Messisbugo, Cristoforo
 546 1960 Banchetti compositioni di vivande, et apparecchio generale. Giovanni de Buglhat et Antonio
 547 Hucher Compagni, Ferrara. Online (OCoLC)827213685.
 548 Ericson, P. G.
 549 1987 Interpretations of archaeological bird remains: a taphonomic approach. *Journal of*
 550 *Archaeological Science* 14(1), 65-75.
 551 Esser, E.
 552 2010 Hunting Gulls for Feathers. In *Birds in Archaeology: Proceedings of the 6th Meeting of the ICAZ*
 553 *Bird Working Group in Groningen*, edited by P. Wietske, J.T. Zeiler, and D.C. Brinkhuize, pp. 169-
 554 171. Groningen Archaeological Studies, Vol. IV. Groningen University Libraries, Barkhuis.
 555 Fernández-Jalvo, Yolanda and Peter Andrews
 556 2011 When Humans Chew Bones. *Journal of Human Evolution* 60:117-123

- 557 Fisher, J. W.
 558 1995 Bone Surface Modifications in Zooarchaeology. *Journal of Archaeological Method and Theory* 2:
 559 7-68.
- 560 Fletcher, A. C.
 561 1911 *Omaha Tribe. Twenty-Seventh Annual Report Of The Bureau Of American Ethnology, 1905-06.*
 562 Government Printing Office, Washington D.C. Retrieved from
 563 <http://ehrafworldcultures.yale.edu/document?id=nq21-001>
- 564 Gifford, Edward W.
 565 1965 *Coast Yuki.* Sacramento Anthropological Society, Sacramento State College, Sacramento, CA.
 566 Retrieved from <http://ehrafworldcultures.yale.edu/document?id=ns30-003>
- 567 Gotfredsen, Anne Birgitte
 568 1996 Fauna From The Saqqaq Site Of Nipisat I, Sisimiut District, West Greenland: Preliminary Results.
 569 In *Paleo Eskimo Cultures Of Greenland : A New Perspective In Greenlandic Archaeology : Papers*
 570 *From A Symposium At The Institute Of Archaeology And Ethnology, University Of Copenhagen,*
 571 *May 21-24, 1992*, pp. 97-110, edited by Bjarne Grønnow And John Pind. Danish Polar Center
 572 Publication No. 1, Copenhagen.
- 573 Greenfield, H. J.
 574 1999 The Origins of Metallurgy: Distinguishing Stone from Metal Cut-marks on Bones from
 575 Archaeological Sites. *Journal of Archaeological Science* 26:797-808.
- 576 Gusinde, Martin, and Frieda Schütze
 577 1937 Yahgan: The Life And Thought Of The Water Nomads Of Cape Horn. In *Die Feuerland-Indianer*
 578 *[The Fuegian Indians]*. Mödling Bei Wein: Anthropos-Bibliothek. Retrieved from:
 579 <http://ehrafworldcultures.yale.edu/document?id=sh06-001>.
- 580 Higgins, J.
 581 1999 Túnel: a case study of avian zooarchaeology and taphonomy. *Journal of Archaeological*
 582 *Science*, 26(12), 1449-1457.
- 583 Hollander, Lee M
 584 2010 *The Poetic Edda*, 2nd Edition, Translated, Revised. University of Texas Press, Austin [1962].
 585 HathiTrust Digital Library ebook [2010].
- 586 Irimoto, T.
 587 1981 *Chipewyan Ecology: Group Structure And Caribou Hunting System.* Senri Ethnological Studies, :
 588 National Museum of Ethnology, Osaka, Japan. Retrieved from
 589 <http://ehrafworldcultures.yale.edu/document?id=nd07-004>
- 590 Kaufman, C.K.
 591 2006 *Cooking in Ancient Civilizations.* Greenwood Press, Westport, CT
- 592 Kniffen, Fred Bowerman
 593 1939 *Pomo Geography.* Publications In American Archaeology And Ethnology. University of California
 594 Press, Berkeley, CA. Retrieved from <http://ehrafworldcultures.yale.edu/document?id=ns18-025>
- 595 La Barre, W.
 596 1948 *Aymara Indians Of The Lake Titicaca Plateau. Memoirs.* American Anthropological Association,
 597 Menasha, WI. Retrieved from <http://ehrafworldcultures.yale.edu/document?id=sf05-003>
- 598 Laroulandie, V.
 599 2001 Les traces liées à la boucherie, à la cuisson et à la consommation d'oiseaux: apport de
 600 l'expérimentation. In *Préhistoire et approche expérimentale*, Collection préhistoire, 5, pp. 97-
 601 108, edited by Bourguignon, L., Ortega, I., and Frere-Sautot, M.-C. Monique Mergoual,
 602 Montagnac.
- 603 2005a Anthropogenic versus non-anthropogenic bird bone assemblages: new criteria for their
 604 distinction. In *Biosphere to Lithosphere: New Studies in Vertebrate Taphonomy*, pp. 25-30,

- 605 edited by O'Connor, T. Oxbow Books, Oxford, MS.
- 606 2005b Bird exploitation pattern: the case of *Ptarmigan Lagopus* sp. in the Upper Magdalenian site of La
607 Vache (Ariege, France). In *Feathers, Grit and symbolism: Birds and Humans in the Ancient Old*
608 *and New Worlds*, pp. 165-178, edited by Grupe, G., and Peters, J. Verlag Marie Leidorf, Rahden.
- 609 Lin, Y., and J. S. Pan
- 610 1947 *Lolo Of Liang-Shan*. The Commercial Press, Shanghai, China. Retrieved from
611 <http://ehrafworldcultures.yale.edu/document?id=ae04-001>
- 612 Livingston, Stephanie D.
- 613 1989 The taphonomic interpretation of avian skeletal part frequencies. *Journal of Archaeological*
614 *Science* 16.5:537-547.
- 615 McCutcheon, P.T.
- 616 1992 Burned Archaeological Bone. In *Deciphering a Shell Midden*, pp. 347-370, edited by J.K. Stein.
617 Academic Press, San Diego, CA
- 618 Messing, S. D.
- 619 1985 *Highland Plateau Amhara Of Ethiopia*. Ethnography Series. Human Relations Area Files, New
620 Haven, CT. Retrieved from <http://ehrafworldcultures.yale.edu/document?id=mp05-020>
- 621 Musters, G. C.
- 622 1872 On The Races Of Patagonia. *Journal Of The Anthropological Institute Of Great Britain And Ireland*
623 1:193-207. Retrieved from <http://ehrafworldcultures.yale.edu/document?id=sh05-003>
- 624 Musters, George Chaworth
- 625 1873 *At Home With The Patagonians*. J. Murray, London. Retrieved from
626 <http://ehrafworldcultures.yale.edu/document?id=sh05-002>.
- 627 Noe-Nygaard, N.
- 628 1989 Man-made Trace Fossils on Human Bones. *Human Evolution* 4:461-491.
- 629 Olsen, S. L.
- 630 1988 The identification of stone and metal tool marks on bone artifacts. In *Scanning Electron*
631 *Microscopy in Archaeology*, pp. 337-360, edited by S. L. Olsen. British Archaeological Reports
632 International Series 452, Oxford.
- 633 Pfeiffer, S.
- 634 1977 *The skeletal biology of archaic populations of the Great Lakes region*. National Museum of Man
635 Mercury Series. Archaeological Survey of Canada, Paper No. 64. National Museum of Canada,
636 Ottawa.
- 637 Reichel-Dolmatoff, G.
- 638 1971 *Amazonian Cosmos: The Sexual And Religious Symbolism Of The Tukano Indians*. University of
639 Chicago Press, Chicago. Retrieved from [http://ehrafworldcultures.yale.edu/document?id=sq19-](http://ehrafworldcultures.yale.edu/document?id=sq19-00)
640 [00](http://ehrafworldcultures.yale.edu/document?id=sq19-00)
- 641 Reynolds, B.
- 642 1968 *Material Culture Of The Peoples Of The Gwembe Valley*. Praeger, New York. Retrieved from
643 <http://ehrafworldcultures.yale.edu/document?id=fq12-003>.
- 644 Roberts, S.J., C.I. Smith, A. Millard, and M.J. Collins
- 645 2002 The Taphonomy of Cooked Bone: Characterising Boiling and its Physico-chemical Effects.
646 *Archaeometry* 44(3). pp. 485-494
- 647 Sass, Lorna J.
- 648 1975 *To the King's Taste: Richard II's book of feasts and recipes adapted for modern cooking*. The
649 Metropolitan Museum of Art, New York
- 650 Serjeantson, D.
- 651 1997 Subsistence and symbol: the interpretation of bird remains in archaeology. *International Journal*
652 *of Osteoarchaeology*, 7(4), 255-259.

- 653 2009 *Birds*. Cambridge University Press, New York.
- 654 Shipman, P.
- 655 1981 Applications of scanning electron microscopy to taphonomic problems. In *The Research*
- 656 *Potential of Anthropological Museum Collections*, pp. 357-385, edited by A.-M. Cantwell, J. B.
- 657 Griffin, and N. Rothschild. *Annals of the New York Academy of Sciences* 276.
- 658 Shipman, P., Foster, G., and Schoeninger, M.
- 659 1984 Burnt Bones and Teeth: an Experimental Study of Color, Morphology, Crystal Structure, and
- 660 Shrinkage. *Journal of Archaeological Science* 11: 307-325.
- 661 Steadman, D.W.
- 662 2006 *Extinction and Biogeography of Tropical Pacific Birds*. University of Chicago Press, Chicago.
- 663 Steadman, D.W., A. Plourde, and D.V. Burley
- 664 2002 Prehistoric Butchery and Consumption of Birds in the Kingdom of Tonga, South Pacific. *Journal*
- 665 *of Archaeological Science* 29:571-584.
- 666 Stein, G.
- 667 2012 Food Preparation, Social Context, and Ethnicity in a Prehistoric Mesopotamian Colony. In *The*
- 668 *Menial Art of Cooking*, pp. 47-63, edited by S. R. Graff and E. Rodríguez-Alegría. University Press
- 669 of Colorado, Boulder.
- 670 Stöeffler, Johann
- 671 1969 *Calendarium romanum magnum: Oppenheim*, Impressum per J. Köbel. HathiTrust Digital Library
- 672 Edition. (OCoLC)889839637.
- 673 Storey, A.A., T. Ladefoged, and E.A. Matisoo-Smith
- 674 2008 Counting Your Chickens: Density and Distribution of Chicken Remains in Archaeological Sites of
- 675 Oceania. *International Journal of Osteoarchaeology* 18:240-261.
- 676 Thoms, A. V.
- 677 2009 Rocks of ages: propagation of hot-rock cookery in western North America. *Journal of*
- 678 *Archaeological Science*, 36(3), 573-591.
- 679 Wagley, C.
- 680 1941 *Economics Of A Guatemalan Village. Memoirs*. American Anthropological Association, Menasha,
- 681 WI. Retrieved from <http://ehrafworldcultures.yale.edu/document?id=nw08-001>
- 682 Wallace, E., and E. A. Hoebel
- 683 1952 *Comanches: Lords of The South Plains*. Civilization Of The American Indian Series. University of
- 684 Oklahoma Press, Norman. Retrieved from
- 685 <http://ehrafworldcultures.yale.edu/document?id=no06-003>
- 686 Walker, P. L. and J. C. Long
- 687 1977 An Experimental Study of the Morphological Characteristics of Tool Marks. *American Antiquity*
- 688 42: 605-616.
- 689 Weisler, M.I. and R.H. Gargett
- 690 1993 Pacific Island Avian Extinctions: The Taphonomy of Human Predation. *Archaeology in Oceania*
- 691 28:85-93.
- 692 Vennum, T.
- 693 1988 *Wild Rice And The Ojibway People*. St. Paul: Minnesota Historical Society Press. Retrieved from
- 694 <http://ehrafworldcultures.yale.edu/document?id=ng06-042>