



Cite this: DOI: 10.1039/c6sc01332e

# Gas phase stabiliser-free production of hydrogen peroxide using supported gold–palladium catalysts†

Adeeba Akram,<sup>a</sup> Simon J. Freakley,<sup>a</sup> Christian Reece,<sup>a</sup> Marco Piccinini,<sup>a</sup> Greg Shaw,<sup>a</sup> Jennifer K. Edwards,<sup>a</sup> Frédérique Desmedt,<sup>b</sup> Pierre Miquel,<sup>b</sup> Eero Seuna,<sup>b</sup> David. J. Willock,<sup>a</sup> Jacob A. Moulijn<sup>a</sup> and Graham J. Hutchings<sup>\*a</sup>

Hydrogen peroxide synthesis from hydrogen and oxygen in the gas phase is postulated to be a key reaction step in the gas phase epoxidation of propene using gold–titanium silicate catalysts. During this process H<sub>2</sub>O<sub>2</sub> is consumed in a secondary step to oxidise an organic molecule so is typically not observed as a reaction product. We demonstrate that using AuPd nanoparticles, which are known to have high H<sub>2</sub>O<sub>2</sub> synthesis rates in the liquid phase, it is possible to not only oxidise organic molecules in the gas phase but to detect H<sub>2</sub>O<sub>2</sub> for the first time as a reaction product in both a fixed bed reactor and a pulsed Temporal Analysis of Products (TAP) reactor without stabilisers present in the gas feed. This observation opens up possibility of synthesising H<sub>2</sub>O<sub>2</sub> directly using a gas phase reaction.

Received 24th March 2016  
Accepted 10th May 2016

DOI: 10.1039/c6sc01332e

www.rsc.org/chemicalscience

## Introduction

The direct synthesis of hydrogen peroxide (H<sub>2</sub>O<sub>2</sub>) from molecular H<sub>2</sub> and O<sub>2</sub> in the liquid phase is an active area of research in the field of heterogeneous catalysts.<sup>1</sup> Catalysts based on Pd and Au–Pd nanoparticles supported on carbon and oxide materials as well as homogeneous gold/palladium systems show interesting properties and have been widely studied in many solvent systems.<sup>2–7</sup> The direct combination of H<sub>2</sub> and O<sub>2</sub> to form H<sub>2</sub>O<sub>2</sub> is carried out with a view to both synthesising viable concentrations of H<sub>2</sub>O<sub>2</sub> and utilising synthesised H<sub>2</sub>O<sub>2</sub> to carry out *in situ* oxidation reactions, including the epoxidation of propene.

One of the major problems associated with the vapour phase oxidation of propene to propene oxide (PO) using molecular oxygen is low reaction selectivity. The formation of the epoxide requires the electrophilic addition of an oxygen intermediate to the carbon–carbon double bond, however, propene can also be easily activated *via* the formation of allylic species which leads to non-selective oxidation. The addition of H<sub>2</sub> to O<sub>2</sub> streams as a sacrificial reductant, to synthesise H<sub>2</sub>O<sub>2</sub> or peroxy species *in situ*, permits the activation of dioxygen at temperatures that are typically much lower than required to activate oxygen alone. Haruta and co-workers were the first to demonstrate that highly dispersed Au/TiO<sub>2</sub> catalysts show an extraordinary selectivity in the oxidation of propene to the corresponding epoxide (>99%),

using a combination of H<sub>2</sub> and O<sub>2</sub> as oxidant.<sup>8–10</sup> H<sub>2</sub> was added as a sacrificial reductant which permits the activation of dioxygen at relatively low temperatures (303–393 K) therefore allowing selective oxidation of propene to propene oxide.

Since TS-1 has been shown to be a selective material for the epoxidation of propene with H<sub>2</sub>O<sub>2</sub> as the oxidising species the majority of the early studies used this as a catalyst support. Haruta and co-workers found that Au supported on TS-1 gave high selectivity to propanal above 100 °C however below 100 °C over 90% selectivity to PO could be achieved.<sup>11</sup> In addition Moulijn<sup>12</sup> and others<sup>13</sup> demonstrated that Au/TS-1 catalysts were very stable and could be very selective to the formation of propene oxide. Mechanistic studies showed the important role of the gold nanoparticles in establishing a bidentate propoxy species as an intermediate.<sup>14</sup> It is postulated in many mechanistic studies that H<sub>2</sub>O<sub>2</sub> is formed on the Au nanoparticle, rather than a bound peroxy species, which is then capable of either desorbing/adsorbing or migrating on the surface to the tetrahedral Ti site in order to carry out the selective oxidation. In many studies H<sub>2</sub>O<sub>2</sub> itself is not observed or analysed for in the reaction mixtures.

Examples in the patent literature report the direct combination of H<sub>2</sub> and O<sub>2</sub> in the gas phase at elevated pressures and temperature,<sup>15</sup> however, these studies include the presence of acid and halides in the gas phase as stabilisers. In this study we aim to utilise catalysts comprising supported AuPd nanoparticles, which have been extensively shown to have a higher H<sub>2</sub>O<sub>2</sub> synthesis rate than monometallic Au, to investigate if H<sub>2</sub>O<sub>2</sub> can be formed and is able to desorb from the catalyst in the gas phase at atmospheric pressure, without adding stabilisers. Designing catalysts for the synthesis of H<sub>2</sub>O<sub>2</sub> as part of

<sup>a</sup>Cardiff Catalysis Institute and School of Chemistry, Main Building, Park Place, Cardiff, CF10 3AT, UK. E-mail: Hutch@cardiff.ac.uk

<sup>b</sup>Solvay, Rue de Ransbeek, 310, B-1120 Brussels, Belgium

† The data contained in this paper are archived at <http://dx.doi.org/10.17035/d.2016.0009092041>.



a gas phase process is an important research target. There are numerous potential advantages for the synthesis of  $\text{H}_2\text{O}_2$  in the gas phase over the current approaches using combined liquid and gas phase reactants. A convenient gas phase process allows small-scale applications, and this permits simpler process design if the  $\text{H}_2\text{O}_2$  is used in a subsequent oxidation reaction. In contrast the liquid phase suffers from the disadvantage of low concentrations of  $\text{O}_2$  and  $\text{H}_2$  which limits the rate of reaction; in addition there is the potential for leaching of catalyst components. Additionally, using a gas phase reaction permits more facile fundamental research.

## Experimental

Supported bimetallic catalysts were prepared by a previously reported wet impregnation of the appropriate catalyst support with solutions of  $\text{PdCl}_2$  and  $\text{HAuCl}_4$ . A typical preparation for 1 g of 2.5% Pd/2.5% Au/ $\text{TiO}_2$  was carried out as follows:  $\text{PdCl}_2$  (0.0416 g) was added to an aqueous solution of  $\text{HAuCl}_4$  (2.04 ml, 12.25 g Au/1000 ml) and heated to 80 °C with stirring and left until the  $\text{PdCl}_2$  had completely dissolved.  $\text{TiO}_2$  (0.95 g Degussa P25) was then added to the solution and the water allowed to evaporate until the mixture formed a paste. The samples were dried at 110 °C for 16 h and then calcined in static air at 400 °C for 3 h with a ramp rate of 20 °C  $\text{min}^{-1}$ .

Catalytic reactions were carried out in a custom laboratory scale fixed bed reactor with 1/2 inch diameter PTFE tube. The catalyst bed, typically 50 mg unless stated, was suspended vertically in an oven by glass wool above and below. A low catalyst bed length/reactor diameter was used to help prevent back pressure issues. Reaction temperature (40–100 °C) was stabilised before a flow of 2%  $\text{H}_2$  in synthetic air was introduced (50–200  $\text{ml min}^{-1}$ ). Reactions were typically carried out for 16 h using dreschel bottles in an ice bath to condense liquid products from the gas phase. After reaction the presence of  $\text{H}_2\text{O}_2$  was determined by titrating aliquots of reaction solution with acidified  $\text{Ce}(\text{SO}_4)_2$  solution in the presence of ferroin as an indicator. The  $\text{Ce}(\text{SO}_4)_2$  solution was standardised against  $(\text{NH}_4)_2\text{Fe}(\text{SO}_4)_2 \cdot 6\text{H}_2\text{O}$  using ferroin as an indicator.  $\text{H}_2\text{O}_2$  decomposition was measured by comparing the difference in  $\text{H}_2\text{O}_2$  concentration before and after the reaction using the same titration method outlined above. Oxidation experiments were carried out by bubbling gases through a solution of 2-propanol (99.5% as purchased) which once passed over the catalyst was condensed in an ice bath. NMR analysis of the reaction mixtures was then carried out to identify the presence of oxidation products.

The TAP experiments were performed using a TAP-2 system. A gas mixture containing 2%  $\text{H}_2$  in air was pulsed over the catalyst from a reservoir at a pressure of 0.6 bar. The reactor was packed with 0.045 g of powdered catalyst held in place with SiC inert packing. The gas exiting the reactor bed was detected *via* quadrupole mass spectrometer. The response for mass 34 ( $\text{H}_2\text{O}_2$ ) and mass 2 ( $\text{H}_2$ ) was monitored over a time of 2 s for each pulse, giving a curve of intensity against time. The experiment was carried out at 60 °C, with a train of 20 pulses averaged per experiment.

## Results

Initial experiments were carried out with the laboratory scale reactor to ensure that any  $\text{H}_2\text{O}_2$  produced could pass through the reactor system without significant decomposition occurring. A  $\text{H}_2\text{O}_2$  vaporisation calibration curve was established by flowing synthetic air through a 50 wt%  $\text{H}_2\text{O}_2$  solution and measuring the moles of  $\text{H}_2\text{O}_2$  carried in the vapour phase at various flow rates by condensing the gas phase mixture after the reactor (Fig. 1). The amounts of  $\text{H}_2\text{O}_2$  in the gas phase suggest that the gas is not saturated with  $\text{H}_2\text{O}_2$ , due to the high gas flow rate used and the low vapour pressure of  $\text{H}_2\text{O}_2$  at ambient temperature. Following this reactor tubes made of stainless steel and PTFE were trialled, stainless steel decomposed over 90% of the  $\text{H}_2\text{O}_2$  vaporised in the gas phase. When a PTFE tube was used the number of moles of  $\text{H}_2\text{O}_2$  carried through the tube in the gas phase matched the calibration curve in both synthetic air and 2%  $\text{H}_2$  in air as shown in Fig. 1. All further experiments were carried out with a PTFE reaction tube.

Support materials that had been previously used to support AuPd nanoparticles for  $\text{H}_2\text{O}_2$  synthesis were screened for  $\text{H}_2\text{O}_2$  decomposition activity in the gas phase reactor (50 wt%  $\text{H}_2\text{O}_2$  145  $\text{ml min}^{-1}$  gas flow corresponding to 2.17  $\text{mol min}^{-1}$  from calibration in Fig. 1). Table 1 shows that all supports tested showed significant  $\text{H}_2\text{O}_2$  decomposition, which is in contrast to the observed decomposition activity in the liquid phase.<sup>16–19</sup>

This can be attributed to the high surface concentrations of  $\text{H}_2\text{O}_2$  passing over the catalyst without the protection of solvation that is available in the liquid phase. Despite these high observed decomposition rates we focused this study on a 2.5% Au 2.5% Pd/ $\text{TiO}_2$  catalyst to investigate whether oxidative species could be generated from  $\text{H}_2$  and  $\text{O}_2$  mixtures on AuPd particles in the gas phase and if  $\text{H}_2\text{O}_2$  could be synthesised and detected despite the high decomposition rates of the catalyst support materials.

The oxidation of 2-propanol to acetone was used to probe the presence of oxidative species formed by the catalyst. The gas phase oxidation of 2-propanol using Au catalysts and oxygen

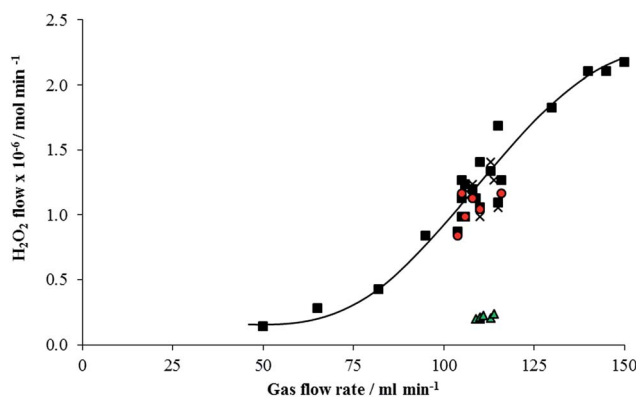


Fig. 1 Evaluation of the reactor background activity,  $\text{H}_2\text{O}_2$  calibration curve (■) and results for stainless steel tubing (▲) 1/2" PTFE tube using industrial air (●) and 2%  $\text{H}_2$ /Air (×). Reaction conditions: 25 °C, various gas flow rates through a solution of 50%  $\text{H}_2\text{O}_2$ .



**Table 1** Decomposition of concentrated H<sub>2</sub>O<sub>2</sub> in the gas phase over potential catalyst support materials<sup>a</sup>

Support	H <sub>2</sub> O <sub>2</sub> decomposed/%
Fe <sub>2</sub> O <sub>3</sub>	91
Carbon	85
CeO <sub>2</sub>	77
MgO	68
TiO <sub>2</sub>	58
SiO <sub>2</sub>	53
Al <sub>2</sub> O <sub>3</sub>	47

<sup>a</sup> Reaction conditions: catalyst mass 10 mg, 25 °C, 145 ml min<sup>-1</sup> gas flow.

has been previously studied by Rossi *et al.*<sup>20</sup> who showed that oxidation occurred at 393 K with over 80% selectivity to carbonyl derivatives. Other studies have shown that Au/TiO<sub>2</sub> is also active for the reaction using oxygen with light-off curves beginning at 350–400 K.<sup>21</sup> To avoid any reaction with oxygen alone we conducted gas phase oxidation reactions at 60 °C. Gases were bubbled through a solution of 2-propanol (99.5%), lines exiting the catalyst bed were passed through an ice bath so that remaining 2-propanol and liquid products could be condensed for analysis. NMR analysis of the resulting reaction mixtures was then carried out to identify qualitatively the presence of oxidation products.

Initially reactions were carried out with synthetic air and 2% H<sub>2</sub> in synthetic air without the presence of a catalyst, in both cases no oxidation products were detected by NMR (Table 2), similar results were observed when using bare TiO<sub>2</sub>. Also, when the catalyst was present with 2-propanol in synthetic air no oxidation products were detected. However, when 2% H<sub>2</sub> in air was used as reactant gas NMR analysis showed the presence of acetone in the reaction solutions condensed after passing over the catalyst. This confirms that, at 60 °C, the AuPd particles are able to activate oxygen in the presence of H<sub>2</sub> to oxidise organic molecules such as 2-propanol. This temperature is lower than reported for oxygen alone indicating that H<sub>2</sub> can initiate the oxidation at lower temperature, probably through the formation of a surface bound – hydroperoxy intermediate or through the formation of free H<sub>2</sub>O<sub>2</sub> which is further activated to carry out the oxidation.

**Table 2** Catalytic tests for the direct gas phase oxidation of propan-2-ol to acetone<sup>a</sup>

Entry	Catalyst	Gas mixture	Oxidation to acetone
1	None	Industrial grade air	No
2	None	2% H <sub>2</sub> /air	No
3	TiO <sub>2</sub>	Industrial grade air	No
4	TiO <sub>2</sub>	2% H <sub>2</sub> /air	No
5	5% AuPd/TiO <sub>2</sub>	Industrial grade air	No
6	5% AuPd/TiO <sub>2</sub>	2% H <sub>2</sub> /air	Yes

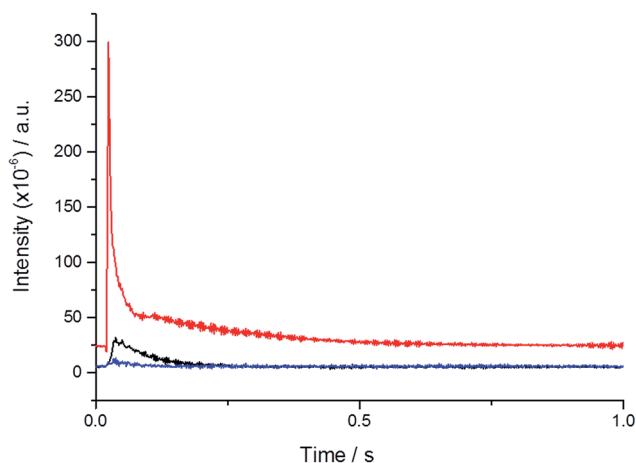
<sup>a</sup> Reaction conditions: catalyst mass 50 mg, 60 °C, 50 ml min<sup>-1</sup> gas flow – reaction products qualitatively analysed by NMR.

Temporal analysis of products (TAP) reactor studies were carried out to investigate whether H<sub>2</sub>O<sub>2</sub> is formed and able to desorb from the catalyst surface. Reactions were carried out at 60 °C by pulsing 2% H<sub>2</sub>/air over the catalyst bed. Fig. 2 shows the accumulated signals observed for mass 34 (H<sub>2</sub>O<sub>2</sub>) and 2 (H<sub>2</sub>) during the pulses.

A large H<sub>2</sub> signal is detected at the beginning of each pulse along with a smaller signal at mass 34 corresponding to the mass of H<sub>2</sub>O<sub>2</sub>. This result shows that it is possible to generate H<sub>2</sub>O<sub>2</sub> in the gas phase and under the vacuum of the TAP reactor it is possible to desorb the H<sub>2</sub>O<sub>2</sub> from the surface of the catalyst and detect it as a reaction product.

Experiments were also conducted in a continuous fixed bed reactor to test under practical conditions for H<sub>2</sub>O<sub>2</sub> synthesis at various temperatures between 40 and 80 °C using 2% H<sub>2</sub> in air at 60 °C. When no catalyst was present with air or 2% H<sub>2</sub> in air no condensate was seen after the reactor in the cold trap indicating that there was no detectable moisture in the gas feeds. In the presence of 50 mg of catalyst with the synthetic air mixture again no condensate was seen in the cold trap. When 2% H<sub>2</sub> in air was used as the reactant gas, liquid was observed in the cold trap indicating that at 60 °C the AuPd nanoparticles were capable of reacting H<sub>2</sub> and O<sub>2</sub> in the gas phase. On titration it was determined that the solution contained 53 ppm of H<sub>2</sub>O<sub>2</sub>. This result demonstrates that when using a 5% AuPd/TiO<sub>2</sub> catalyst, that is known to have high H<sub>2</sub>O<sub>2</sub> synthesis rates in the liquid phase at 2 °C, it is possible to produce H<sub>2</sub>O<sub>2</sub> in the gas phase reactor system where the residence time is of the order of seconds at ambient pressure. The result also demonstrates that it is possible for H<sub>2</sub>O<sub>2</sub> to desorb from the catalyst into the gas phase after it is formed.

Fig. 3a shows the effect of increasing the reaction temperature from 40–80 °C in the flow reactor. As the temperature is increased the amount of product condensed in the cold trap after 16 h remained constant, full conversion of the H<sub>2</sub> in the



**Fig. 2** Temporal analysis of products of reaction between of 2% H<sub>2</sub> in air over 2.5% Au 2.5% Pd/TiO<sub>2</sub>. Reaction conditions – temperature 60 °C, pulses of 2% H<sub>2</sub> in air over 2.5% Au 2.5% Pd/TiO<sub>2</sub>. Red line – mass spec signal as mass 2 (H<sub>2</sub>), black line – mass spec signal at mass 34 (H<sub>2</sub>O<sub>2</sub>), blue line – mass spec signal at mass 150 (baseline signal).



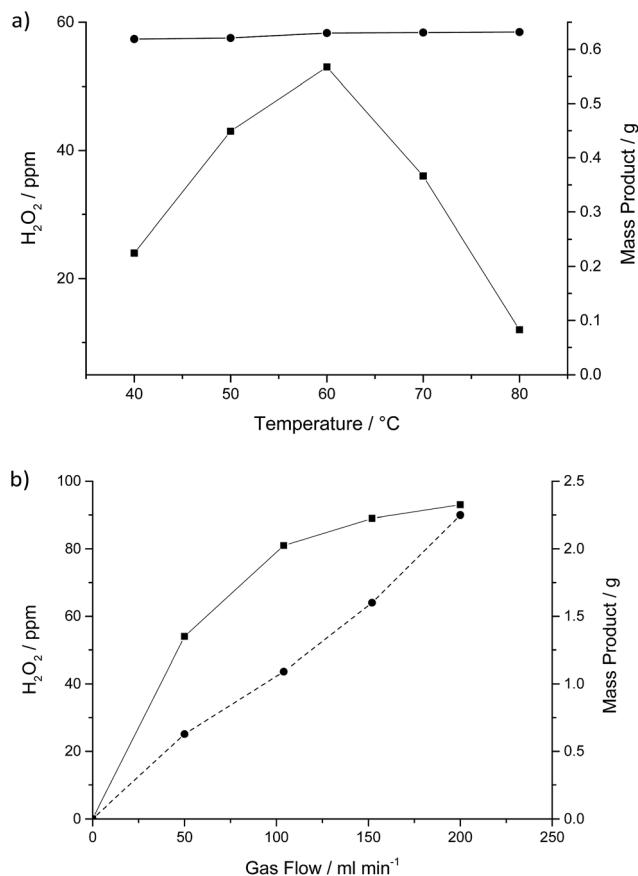


Fig. 3 (a) Effect of reaction temperature on the synthesis of H<sub>2</sub>O<sub>2</sub> in the gas phase (b) effect of gas flow on the synthesis of H<sub>2</sub>O<sub>2</sub> in the gas phase. Both figures – ● mass product ■ H<sub>2</sub>O<sub>2</sub> concentration. (a) Atmospheric pressure, various temperatures, 2% H<sub>2</sub>/air (50 ml min<sup>-1</sup>), 5% AuPd/TiO<sub>2</sub> (50 mg), 16 h. (b) Atmospheric pressure; 60 °C; 2% H<sub>2</sub>/air, 5% AuPd/TiO<sub>2</sub> (50 mg), 16 h.

gas stream was observed across the whole temperature range, explaining why we see no increase in liquid reaction product with increasing temperature.

The amount of H<sub>2</sub>O<sub>2</sub> present in the liquid reaction products formed increased from 23 ppm at 40 °C to 55 ppm at 60 °C before decreasing at temperatures above 60 °C. This indicates that there is a balance between the synthesis/desorption and stability of H<sub>2</sub>O<sub>2</sub> through the catalyst bed. H<sub>2</sub>O<sub>2</sub> synthesis rates over the duration of the experiments were approximately  $1 \times 10^{-3}$  mol kg<sub>cat</sub><sup>-1</sup> h<sup>-1</sup>, due to the high H<sub>2</sub> conversion and extremely low selectivity leading to mainly H<sub>2</sub>O production. The observation that it is possible to detect H<sub>2</sub>O<sub>2</sub> at all suggests that the water produced could be the result of a H<sub>2</sub>O<sub>2</sub> decomposition pathway rather than combustion of hydrogen and oxygen without the intermediate production of H<sub>2</sub>O<sub>2</sub>. These rates are significantly lower than reported rates in the liquid phase at elevated pressure under optimum conditions (64 mol kg<sub>cat</sub><sup>-1</sup> h<sup>-1</sup>).

Fig. 3b shows the effect of varying the total gas flow through the catalyst bed over the 16 h reaction. With increasing gas flow the amount of liquid product observed increased linearly, in agreement with the complete conversion of H<sub>2</sub> passing over the catalyst. The concentration of H<sub>2</sub>O<sub>2</sub> in the liquid phase

increases over the range studied presumably because the faster gas flows can more effectively strip the H<sub>2</sub>O<sub>2</sub> from the catalyst bed.

As no liquid condensate is seen from the gas phase without the presence of the catalyst we can conclude that the water formed is through the combination of H<sub>2</sub> and O<sub>2</sub> over the catalyst bed. Despite this, the results show that it is possible to produce and collect H<sub>2</sub>O<sub>2</sub> in the gas phase although at low concentrations. Preventing the subsequent decomposition of H<sub>2</sub>O<sub>2</sub> through the catalyst bed remains a challenge never the less this study shows that the concept of producing H<sub>2</sub>O<sub>2</sub> in the gas phase is can be realised.

## Conclusions

We demonstrate for the first time that the H<sub>2</sub>O<sub>2</sub> synthesis rates of catalysts that are well studied in the liquid phase with high pressure gas phase reagents are, in fact, high enough to produce H<sub>2</sub>O<sub>2</sub> in the gas phase at atmospheric pressure. Using TAP analysis we have shown that H<sub>2</sub>O<sub>2</sub> can be synthesised and desorbed from the catalyst surface in the gas phase suggesting that gas phase direct synthesis of H<sub>2</sub>O<sub>2</sub> could be feasible. This observation goes some way to explaining the increased reaction rates observed for propene epoxidation when H<sub>2</sub> is added to the reactant gas stream. In this study H<sub>2</sub> conversions were high and selectivity towards H<sub>2</sub>O<sub>2</sub> was extremely low due to the nature of the packed bed however detectable amounts of H<sub>2</sub>O<sub>2</sub> were synthesised. Through future reactor design and optimization of conditions, coupled with catalyst improvements a simpler process design might be feasible to produce H<sub>2</sub>O<sub>2</sub>; the results enable fundamental investigation of the reaction possible through operando surface sensitive spectroscopies.

## Acknowledgements

We would like to acknowledge Solvay for financial support of A. A.

## Notes and references

- J. K. Edwards, S. J. Freakley, R. J. Lewis, J. C. Pritchard and G. J. Hutchings, *Catal. Today*, 2015, **248**, 3–9.
- V. R. Choudhary, C. Samanta and P. Jana, *Appl. Catal., A*, 2007, **317**, 234–243.
- P. Blasi, P. Cann, F. Menegazzo, F. Pinna and T. O. Salmi, *Ind. Eng. Chem. Res.*, 2012, **51**, 8883–8890.
- M. Piccinini, J. K. Edwards, J. A. Moulijn and G. J. Hutchings, *Catal.: Sci. Technol.*, 2012, **2**, 1908–1913.
- J. K. Edwards, B. Solsona, E. Ntainjua N., A. F. Carley, A. A. Herzing, C. J. Kiely and G. J. Hutchings, *Science*, 2009, **323**, 1037–1041.
- A. S. K. Hashmi, R. Döpp, C. Lothschütz, M. Rudolph, D. Riedel and F. Rominger, *Adv. Synth. Catal.*, 2010, **352**, 1307–1314.
- A. S. K. Hashmi, C. Lothschütz, R. Döpp, M. Rudolph, T. D. Ramamurthi and F. Rominger, *Angew. Chem., Int. Ed.*, 2009, **48**, 8243–8246.



- 8 T. Hayashi, K. Tanaka and M. Haruta, *J. Catal.*, 1998, **178**, 566–575.
- 9 M. Haruta, B. S. Uphade, S. Tsubota and A. Miyamoto, *Research Journal Chemistry*, 1998, **24**, 329–336.
- 10 B. S. Uphade, Y. Yamada, T. Akita, T. Nakamura and M. Haruta, *Appl. Catal., A*, 2001, **215**, 137–148.
- 11 B. S. Uphade, S. Tsubota, T. Hayashi and M. Haruta, *Chem. Lett.*, 1998, **27**, 1277–1278.
- 12 T. A. Nijhuis, B. J. Huizinga, M. Makkee and J. A. Moulijn, *Ind. Eng. Chem. Res.*, 1999, **38**, 884–891.
- 13 E. E. Stangland, K. B. Stavens, R. P. Andres and W. N. Delgass, *J. Catal.*, 2000, **191**, 332–347.
- 14 T. A. Nijhuis, T. Visser and B. M. Weckhuysen, *Angew. Chem., Int. Ed.*, 2005, **44**, 1115–1118.
- 15 M. Nystrom, J. Wanngard and W. Herrmann, US 006299852B1, 2001.
- 16 J. K. Edwards, A. Thomas, B. E. Solsona, P. Landon, A. F. Carley and G. J. Hutchings, *Catal. Today*, 2007, **122**, 397–402.
- 17 B. E. Solsona, J. K. Edwards, P. Landon, A. F. Carley, A. Herzing, C. J. Kiely and G. J. Hutchings, *Chem. Mater.*, 2006, **18**, 2689–2695.
- 18 J. K. Edwards, B. E. Solsona, P. Landon, A. F. Carley, A. Herzing, C. J. Kiely and G. J. Hutchings, *J. Catal.*, 2005, **236**, 69–79.
- 19 J. K. Edwards, B. Solsona, P. Landon, A. F. Carley, A. Herzing, M. Watanabe, C. J. Kiely and G. J. Hutchings, *J. Mater. Chem.*, 2005, **15**, 4595–4600.
- 20 S. Biella and M. Rossi, *Chem. Commun.*, 2003, 378–379.
- 21 M. C. Holz, K. Kähler, K. Tölle, A. C. van Veen and M. Muhler, *Phys. Status Solidi B*, 2013, **250**, 1094–1106.

